

**Break-Away**  
**Time Driven Event**

MEET-# 1

REMEMBER WHEN YOU SORT..SORT THE WHOLE LINE FROM LINE 5 DOWN

Sort for Act



Event=> DATE==> February - 2010 # Entered=> 2

Re-Sort t

Date: 02/17/10

E

Name	Number	Team	Time 1	Time 2	Score	Place	Points	1=Var // 0=Jv
Lessard, Jacy	675	Scappoose	NT	NT	-	1,000	1	1
Gordon, Jonnette	617	Forest Grove	NT	NT	-	1,000	1	1

**Time Driven Event****Steer Daubing****REMEMBER WHEN YOU SORT..SORT THE WHOLE LINE FROM LINE 5 DOWN**

MEET-# 1

Printer Ready

Sort for Active Pa

Event=&gt; DATE==&gt; February - 2010

# Entered=&gt; 22

Re-Sort to all Participants

Name	Number	Team	Time 1	Time 2	Total Go	1=Var // 0=Jv	Time One	Time Two	Total Time	Score	Rank Set	Place	Points
Lorenz, Danielle	604	Banks	1	1	2	1	4.390	1.730	6.12	6.12	1,993.88	1	20
Mapes, Christine	677	Scappoose	1	1	2	1	3.860	2.870	6.73	6.73	1,993.27	2	18
Widby, Brittany	641	Glencoe	1	1	2	1	4.220	2.800	7.02	7.02	1,992.98	3	16
Chalupsky, Megan	600	Banks	1	1	2	1	4.690	2.640	7.33	7.33	1,992.67	4	14
Benes, Jamie	698	Vernonia	1	1	2	1	4.860	4.010	8.87	8.87	1,991.13	5	12
Gould, Shyra	618	Forest Grove	1	1	2	1	9.560	3.350	12.91	12.91	1,987.09	6	11
Widby, Morgan	642	Glencoe	1	1	2	1	8.660	5.730	14.39	14.39	1,985.61	7	10
McGettigan, Teri	676	Scappoose	1	1	2	1	4.460	11.190	15.65	15.65	1,984.35	8	9
Carr, Brianna	699	Vernonia	1	1	2	1	3.670	14.040	17.71	17.71	1,982.29	9	8
Oriet, Mandy	621	Forest Grove	-	1	1	1	NT	2.030	2.03	2.03	997.97	10	7
Winship, Hailey	612	Beaverton	1	-	1	1	2.240	NT	2.24	2.24	997.76	11	6
Herman, Carly	647	Hillsboro	-	1	1	1	NT	2.940	2.94	2.94	997.06	12	5
Morford, Kelce	651	Hillsboro	-	1	1	1	NT	2.960	2.96	2.96	997.04	13	4
Zimmer, Holly	671	Rainier	-	1	1	1	NT	3.590	3.59	3.59	996.41	14	3
Willison, Diana	626	Forest Grove	-	1	1	0	NT	3.930	3.93	3.93	996.07	15	2
Lessard, Jacy	675	Scappoose	1	-	1	1	5.720	NT	5.72	5.72	994.28	16	1
Schmidt, Leilani	670	Rainier	-	-	-	1	NT	NT	-	-	-	1,000	1
Stover, Desiree	679	Scappoose	-	-	-	1	NT	NT	-	-	-	1,000	1
Spady, Stefanie	606	Banks	-	-	-	1	NT	NT	-	-	-	1,000	1
Woodard, Katie	607	Banks	-	-	-	1	NT	NT	-	-	-	1,000	1
Gordon, Jonnette	617	Forest Grove	-	-	-	1	NT	NT	-	-	-	1,000	1
Benes, Brett	697	Vernonia	-	-	-	1	NT	NT	-	-	-	1,000	1

**Barrels**  
**Time Driven Event**

MEET-# 1

Set Black

178

Printer Ready

47

Sort for Active Participants

Event=&gt; DATE==&gt; February - 2010 # Entered=&gt; 47

Date: 02/17/10

Re-Sort to All Participants

Name	Number	Team	Time	Penalty	Score	Place	Points	1=Var // 0=Jv
Tinney, Erin	655	Hillsboro	15.490		15.490	1	20	1
Lessard, Jacy	675	Scappoose	15.660		15.660	2	18	1
Scott, Raivenne	654	Hillsboro	15.830		15.830	3	16	1
Zimmer, Holly	671	Rainier	15.980		15.980	4	14	1
Carr, Brianna	699	Vernonia	15.990		15.990	5	12	1
Herman, Carly	647	Hillsboro	16.260		16.260	6	11	1
Morford, Kelce	651	Hillsboro	16.260		16.260	6	11	1
Widby, Brittany	641	Glencoe	16.380		16.380	8	9	1
Benes, Jamie	698	Vernonia	16.400		16.400	9	8	1
Shafer, Dana	631	Gaston	16.750		16.750	10	7	1
Oriet, Mandy	621	Forest Grove	16.960		16.960	11	6	1
Sandstrom, Alysha	695	St. Helens	16.970		16.970	12	5	1
Moffitt, Jenna	662	Liberty	17.230		17.230	13	4	1
Iverson, Kelsie	694	St. Helens	17.810		17.810	14	3	1
Dunn, Casey	645	Hillsboro	17.820		17.820	15	2	0
Gould, Shyra	618	Forest Grove	17.860		17.860	16	1	1
Hammond, Sarah	619	Forest Grove	17.860		17.860	16	1	1
Scott, Taylor	624	Forest Grove	17.980		17.980	18	1	1
Overstreet, Ariel	664	Liberty	18.040		18.040	19	1	1
Cook, Kimberly	669	Rainier	18.340		18.340	20	1	1
Batke, Morgan	633	Glencoe	18.590		18.590	21	1	1
Kelso, Morgan	610	Beaverton	18.760		18.760	22	1	1
Rogerson, Hayley	652	Hillsboro	19.330		19.330	23	1	1
Lorenz, Danielle	604	Banks	19.380		19.380	24	1	1
Woodard, Katie	607	Banks	20.040		20.040	25	1	1
Kress, Rebecca	630	Gaston	20.080		20.080	26	1	1
Mainzer, Makayla	661	Liberty	20.400		20.400	27	1	1
Schmidt, Leilani	670	Rainier	16.010	5.00	21.010	28	1	1
Miller, Kerry	688	Southridge	21.260		21.260	29	1	1
Spahn, Jaclyn	625	Forest Grove	16.280	5.00	21.280	30	1	1
Thompson, Jasmine	611	Beaverton	21.490		21.490	31	1	1
Widby, Morgan	642	Glencoe	16.550	5.00	21.550	32	1	1
Karnath, Megan	609	Beaverton	21.670		21.670	33	1	1
Mapes, Christine	677	Scappoose	22.480		22.480	34	1	1
Hinton, Liz	620	Forest Grove	17.650	5.00	22.650	35	1	1
Giesel, Brandon	646	Hillsboro	18.060	5.00	23.060	36	1	0
Evers, Mata	603	Banks	23.270		23.270	37	1	1
Benes, Brett	697	Vernonia	23.790		23.790	38	1	1
Sticka, Rachele	639	Glencoe	19.530	5.00	24.530	39	1	1
Wortman, Kate	627	Forest Grove	24.840		24.840	40	1	1
Schaus, Hannah	665	Liberty	25.980		25.980	41	1	1
King, Kaitlyn	660	Liberty	26.540		26.540	42	1	1
Corona, Layla	616	Forest Grove	31.650		31.650	43	1	0
Burnham, Haley	667	Rainier	38.510		38.510	44	1	1
Cochran, Sylvia	601	Banks	57.890		57.890	45	1	1
Jehan, Greysen	637	Glencoe	NT		-	1,000	1	1
Holdner, Jenny	674	Scappoose	NT		-	1,000	1	1

**Figure 8**  
**Time Driven Event**

MEET-# 1

169

Printer Ready

Sort for Active Participants

Event=&gt; DATE==&gt; February - 2 Entered= 39

Re-Sort to All Particants

Date: 02/17/10

Name	Number	Team	Time	Penalty	Score	Place	Points	1=Var // 0=Jv
McGettigan, Teri	676	Scappoose	10.790		10.790	1	20	1
Spahn, Jaclyn	625	Forest Grove	11.140		11.140	2	18	1
Tinney, Erin	655	Hillsboro	11.250		11.250	3	16	1
Willison, Diana	626	Forest Grove	11.650		11.650	4	14	1
Widby, Brittany	641	Glencoe	11.700		11.700	5	12	1
Giesel, Brandon	646	Hillsboro	11.820		11.820	6	11	1
Shafer, Dana	631	Gaston	11.860		11.860	7	10	1
Gould, Shyra	618	Forest Grove	11.880		11.880	8	9	1
Russell, Casey	653	Hillsboro	12.110		12.110	9	8	1
Lessard, Jacy	675	Scappoose	12.150		12.150	10	7	1
Carr, Brianna	699	Vernonia	12.190		12.190	11	6	1
Zimmer, Holly	671	Rainier	12.330		12.330	12	5	1
King, Kaitlyn	660	Liberty	12.460		12.460	13	4	1
Sandstrom, Alysha	695	St. Helens	12.470		12.470	14	3	1
Widby, Morgan	642	Glencoe	12.590		12.590	15	2	1
Benes, Jamie	698	Vernonia	12.890		12.890	16	1	1
Mapes, Christine	677	Scappoose	12.900		12.900	17	1	1
Overstreet, Ariel	664	Liberty	12.990		12.990	18	1	1
Spady, Stefanie	606	Banks	13.160		13.160	19	1	1
Iverson, Kelsie	694	St. Helens	13.350		13.350	20	1	1
MacMillan, Thad	649	Hillsboro	13.410		13.410	21	1	1
Hammond, Sarah	619	Forest Grove	13.570		13.570	22	1	1
Rogerson, Hayley	652	Hillsboro	13.940		13.940	23	1	1
Batke, Morgan	633	Glencoe	14.040		14.040	24	1	1
Clarke, Jordyn	658	Liberty	14.550		14.550	25	1	1
Benes, Brett	697	Vernonia	14.630		14.630	26	1	1
Jehan, Greysen	637	Glencoe	14.640		14.640	27	1	1
Sticka, Rachelle	639	Glencoe	15.320		15.320	28	1	1
Scott, Taylor	624	Forest Grove	15.560		15.560	29	1	1
Holdner, Jenny	674	Scappoose	16.220		16.220	30	1	1
Mainzer, Makayla	661	Liberty	16.240		16.240	31	1	1
Tindall, Tatiana	680	Scappoose	16.280		16.280	32	1	1
Karnath, Megan	609	Beaverton	16.710		16.710	33	1	1
Cook, Kimberly	669	Rainier	17.340		17.340	34	1	1
Herman, Carly	647	Hillsboro	13.290	5.00	18.290	35	1	1
Thompson, Jasmine	611	Beaverton	22.540		22.540	36	1	1
Cochran, Sylvia	601	Banks	23.590		23.590	37	1	1
Corona, Layla	616	Forest Grove	23.790		23.790	38	1	0
Burnham, Haley	667	Rainier	nt		-	1,000	1	1

**Flags**  
**Time Driven Event**

MEET-# 1

154 Printer Ready

Event=&gt; DATE==&gt; February - 2010 # Entered=&gt; 24

Sort for Active Participants

Re-Sort to All Participants

Date: 02/17/10

Name	Number	Team	Time	Penalty	Score	Place	Points	1=Var // 0=Jv
Mapes, Christine	677	Scappoose	8.990000		8.990	1	20	1
Willison, Diana	626	Forest Grove	9.590000		9.590	2	18	1
Lorenz, Danielle	604	Banks	10.180000		10.180	3	16	1
Russell, Casey	653	Hillsboro	10.420000		10.420	4	14	1
Rogerson, Hayley	652	Hillsboro	10.820000		10.820	5	12	1
Dunn, Casey	645	Hillsboro	10.870000		10.870	6	11	1
MacMillan, Thad	649	Hillsboro	10.920000		10.920	7	10	1
Widby, Brittany	641	Glencoe	12.350000		12.350	8	9	1
Cook, Kimberly	669	Rainier	13.460000		13.460	9	8	1
Woodard, Katie	607	Banks	13.810000		13.810	10	7	1
Oriet, Mandy	621	Forest Grove	10.100000	5.00	15.100	11	6	1
Thompson, Jasmine	611	Beaverton	15.450000		15.450	12	5	1
Gould, Shyra	618	Forest Grove	15.470000		15.470	13	4	1
Cochran, Sylvia	601	Banks	10.540000	5.00	15.540	14	3	1
Sandstrom, Alysha	695	St. Helens	10.650000	5.00	15.650	15	2	1
Mainzer, Makayla	661	Liberty	12.310000	5.00	17.310	16	1	1
Schaus, Hannah	665	Liberty	19.020000		19.020	17	1	1
Karnath, Megan	609	Beaverton	19.400000	5.00	24.400	18	1	1
Benes, Brett	697	Vernonia	45.720000		45.720	19	1	1
Iverson, Kelsie	694	St. Helens	NT		-	1,000	1	1
Holdner, Jenny	674	Scappoose	NT		-	1,000	1	1
McGettigan, Teri	676	Scappoose	NT		-	1,000	1	1
Hammond, Sarah	619	Forest Grove	NT		-	1,000	1	1
Spahn, Jaclyn	625	Forest Grove	NT		-	1,000	1	1

**Keyhole**  
**Time Driven Event**

MEET-# 1

166 **Printer Ready**

Sort for Active Participants

Event=> DATE==> February - 2010 # Entered=>

Date: 02/17/10

Re-Sort to All Particants

Name	Number	Team	Time	Place	Points	1=Var // 0=Jv
Zimmer, Holly	671	Rainier	7.630	1	20	1
Carr, Brianna	699	Vernonia	7.920	2	18	1
Chalupsky, Megan	600	Banks	7.980	3	16	1
Willison, Diana	626	Forest Grove	8.120	4	14	1
Giesel, Brandon	646	Hillsboro	8.240	5	12	1
Batke, Morgan	633	Glencoe	8.600	6	11	1
Dunn, Casey	645	Hillsboro	8.920	7	10	1
Benes, Jamie	698	Vernonia	9.060	8	9	1
Scott, Taylor	624	Forest Grove	9.120	9	8	1
Miller, Kerry	688	Southridge	10.320	10	7	1
Coleman, Nicole	668	Rainier	10.350	11	6	1
MacMillan, Thad	649	Hillsboro	10.390	12	5	0
King, Kaitlyn	660	Liberty	10.490	13	4	1
Karnath, Megan	609	Beaverton	10.710	14	3	1
Cook, Kimberly	669	Rainier	10.910	15	2	1
Thompson, Jasmine	611	Beaverton	11.970	16	1	1
Tindall, Tatiana	680	Scappoose	12.110	17	1	1
Russell, Casey	653	Hillsboro	12.250	18	1	0
Clarke, Jordyn	658	Liberty	13.140	19	1	1
Cochran, Sylvia	601	Banks	14.150	20	1	1
Jones, Emily	686	Southridge	27.400	21	1	1
Burnham, Haley	667	Rainier	89.030	22	1	1
Lorenz, Danielle	604	Banks	NT	1,000	1	1
Spady, Stefanie	606	Banks	NT	1,000	1	1
Woodard, Katie	607	Banks	NT	1,000	1	1
Hammond, Sarah	619	Forest Grove	NT	1,000	1	1
Spahn, Jaclyn	625	Forest Grove	NT	1,000	1	1
Shafer, Dana	631	Gaston	NT	1,000	1	1
Jehan, Greysen	637	Glencoe	NT	1,000	1	1
Mainzer, Makayla	661	Liberty	NT	1,000	1	1
Moffitt, Jenna	662	Liberty	NT	1,000	1	1
Schaus, Hannah	665	Liberty	NT	1,000	1	1
Holdner, Jenny	674	Scappoose	NT	1,000	1	1
Mapes, Christine	677	Scappoose	NT	1,000	1	1
Iverson, Kelsie	694	St. Helens	NT	1,000	1	1
Tarkalson, McKenzie	700	Vernonia	NT	1,000	1	1
Rogerson, Hayley	652	Hillsboro	Scratch	1,001	-	

**Poles**  
**Time Driven Event**

MEET-# 1

164

Event=> DATE==> February - 2010 # Entered=> 34

Sort for Active Participants

Date: 02/17/10

Re-Sort to All Particants

Name	Number	Team	Time	Penalty	Score	Place	Points	1=Var // 0=Jv
McGettigan, Teri	676	Scappoose	22.760		22.760	1	20	1
Shafer, Dana	631	Gaston	22.960		22.960	2	18	1
Tinney, Erin	655	Hillsboro	23.020		23.020	3	16	1
Zimmer, Holly	671	Rainier	23.350		23.350	4	14	1
Carr, Brianna	699	Vernonia	23.950		23.950	5	12	1
Gould, Shyra	618	Forest Grove	25.560		25.560	6	11	1
Sandstrom, Alysha	695	St. Helens	27.190		27.190	7	10	1
Russell, Casey	653	Hillsboro	27.200		27.200	8	9	1
Lessard, Jacy	675	Scappoose	22.310	5.00	27.310	9	8	1
Willison, Diana	626	Forest Grove	27.500		27.500	10	7	1
Lorenz, Danielle	604	Banks	27.660		27.660	11	6	1
Spahn, Jaclyn	625	Forest Grove	23.080	5.00	28.080	12	5	1
Gordon, Jonnette	617	Forest Grove	29.660		29.660	13	4	1
Morford, Kelce	651	Hillsboro	24.760	5.00	29.760	14	3	1
Scott, Raivenne	654	Hillsboro	25.350	5.00	30.350	15	2	1
Jehan, Greysen	637	Glencoe	31.580		31.580	16	1	1
Tindall, Tatiana	680	Scappoose	32.330		32.330	17	1	1
Oriet, Mandy	621	Forest Grove	23.810	10.00	33.810	18	1	1
Karnath, Megan	609	Beaverton	34.550		34.550	19	1	1
Wortman, Kate	627	Forest Grove	34.900		34.900	20	1	1
Woodard, Katie	607	Banks	35.150		35.150	21	1	1
Cochran, Sylvia	601	Banks	37.020		37.020	22	1	1
Tarkalson, McKenzie	700	Vernonia	37.020		37.020	22	1	1
Cook, Kimberly	669	Rainier	28.850	10.00	38.850	24	1	1
Giesel, Brandon	646	Hillsboro	26.290	15.00	41.290	25	1	1
Corona, Layla	616	Forest Grove	43.690		43.690	26	1	0
Kress, Rebecca	630	Gaston	NT		-	1,000	1	1
Mainzer, Makayla	661	Liberty	NT		-	1,000	1	1
Burnham, Haley	667	Rainier	NT		-	1,000	1	1
Iverson, Kelsie	694	St. Helens	NT		-	1,000	1	1
Holdner, Jenny	674	Scappoose	NT		-	1,000	1	1
Hinton, Liz	620	Forest Grove	NT		-	1,000	1	1
Scott, Taylor	624	Forest Grove	NT		-	1,000	1	1
Benes, Brett	697	Vernonia	NT		-	1,000	1	1

**Driving**  
**Individual Events**

MEET-# 1

54

Sort for Active Parti

Event=> DATE==> February - 2010 # Entered=> 3  
Date: 02/17/10

247

Re-Sort to All Par

Name	Number	Team	Score	Place	Points	1=Var // 0=Jv
Woolery, Alexandra	656	Hillsboro	75.000000	1	20	1
Tommy, Keely	640	Glencoe	62.000000	2	18	1
Russell, Casey	653	Hillsboro	60.000000	3	16	1



**In Hand Trail**  
**Individual Events**

MEET-# 1

rinter Read

68

Sort for Active Parti

Event=> **DATE==> February - 2010** # Entered=> 7

247

Re-Sort to All Part

Date: 02/17/10

Name	Number	Team	Score	Place	Points	1=Var // 0=Jv
Tommy, Keely	640	Glencoe	80.0000	1	20	1
Merrill, Katie	650	Hillsboro	60.0000	2	18	1
Clark, Kelsey	644	Hillsboro	56.0000	3	16	1
Mohr, Emily	663	Liberty	53.0000	4	14	1
Seipel, Cara	614	Century	50.0000	5	12	1
Herman, Carly	647	Hillsboro	46.0000	6	11	1
Clarke, Jordyn	658	Liberty	42.0000	7	10	1

**Reining**  
**Individual Events**

MEET-# 1

148

Sort for Active Participants



Event=> DATE==> February - 2010 # Entered=> 20 247  
Date: 02/17/10

Re-Sort to All Participants

Name	Number	Team	Score	Place	Points	1=Var // 0=Jv
Woolery, Alexandra	656	Hillsboro	80.0000	1	20	1
Scott, Raivenne	654	Hillsboro	71.0000	2	18	1
Story, Jaimie	689	Southridge	66.0000	3	16	1
Freeman, Allison	685	Southridge	64.0000	4	14	1
Woodward, Shauna	692	Southridge	61.0000	5	12	1
Hinton, Liz	620	Forest Grove	56.0000	6	11	1
Chalupsky, Megan	600	Banks	51.0000	7	10	1
Schmidt, Leilani	670	Rainier	46.0000	8	9	1
Gordon, Jonnette	617	Forest Grove	44.0000	9	8	1
Herman, Carly	647	Hillsboro	42.0000	10	7	1
Felker, Chelsea	629	Gaston	40.0000	11	6	1
Overstreet, Ariel	664	Liberty	38.0000	12	5	1
Rogerson, Hayley	652	Hillsboro	37.0000	13	4	1
Flannery, Olivia	636	Glencoe	35.0000	14	3	1
Hermes, Savannah	673	Scappoose	32.0000	15	2	1
Stover, Desiree	679	Scappoose	27.0000	16	1	1
Brosius, Madeline	634	Glencoe	23.0000	17	1	1
Widby, Brittany	641	Glencoe	18.0000	18	1	1
Kelso, Morgan	610	Beaverton	DQ	1001	-	1
Morford, Kelce	651	Hillsboro	DQ	1001	-	1

**Trail**  
**Individual Events**

MEET-# 1

152

Sort for Active Partici

Event=> DATE==> February - 2010

# Entered=&gt;

34

247

Re-Sort to All Partici

Date: 02/17/10

Name	Number	Team	Score	Place	Points	1=Var // 0=Jv
Story, Stefanie	690	Southridge	92.0000	1	20	1
Freeman, Allison	685	Southridge	91.0000	2	18	1
Woolery, Alexandra	656	Hillsboro	86.0000	3	16	1
Woodward, Shauna	692	Southridge	85.0000	4	14	1
Misar, Amy	638	Glencoe	84.0000	5	12	1
Merrill, Katie	650	Hillsboro	79.0000	6	11	1
Spady, Stefanie	606	Banks	77.0000	7	10	1
Tarkalson, McKenzie	700	Vernonia	72.0000	8	9	1
Hermes, Savannah	673	Scappoose	70.0000	9	8	1
Thurston, Haley	703	Westview	69.0000	10	7	1
Felker, Chelsea	629	Gaston	67.0000	11	6	1
Flannery, Olivia	636	Glencoe	65.0000	12	5	1
Evers, Mata	603	Banks	64.0000	13	4	1
Cowan, Erica	659	Liberty	64.0000	13	4	1
Ekman, Justine	683	Southridge	63.0000	15	2	1
Story, Jaimie	689	Southridge	59.0000	16	1	1
Matney, Monique	605	Banks	55.0000	17	1	1
Dunn, Casey	645	Hillsboro	53.0000	18	1	1
McKenney, Beth	687	Southridge	53.0000	18	1	1
Kress, Rebecca	630	Gaston	49.0000	20	1	1
Shafer, Dana	631	Gaston	49.0000	20	1	1
Schmidt, Leilani	670	Rainier	49.0000	20	1	1
Stover, Desiree	679	Scappoose	47.0000	23	1	1
Duyck, Samantha	602	Banks	46.0000	24	1	1
Mohr, Emily	663	Liberty	41.0000	25	1	1
Tindall, Tatiana	680	Scappoose	41.0000	25	1	1
Widby, Morgan	642	Glencoe	38.0000	27	1	1
Corona, Layla	616	Forest Grove	31.0000	28	1	1
Tommy, Keely	640	Glencoe	28.0000	29	1	1
Miller, Kerry	688	Southridge	26.0000	30	1	1
Jehan, Greysen	637	Glencoe	23.0000	31	1	1
Burke, Alexi	635	Glencoe	DQ	1001	-	1
Benes, Jamie	698	Vernonia	DQ	1001	-	1
Overstreet, Ariel	664	Liberty	SCRATCH	1001	-	1

**Working Rancher**  
**Individual Events**

MEET-# 1

38

Sort for Active Pa

Event=> DATE==> February - 2010

# Entered=>

11

247

Re-Sort to All Pa

Date: 02/17/10

Name	Number	Team	Score	Place	Points	1=Var // 0=Jv
Story, Stefanie	690	Southridge	83.0000	1	20	1
Giesel, Brandon	646	Hillsboro	62.0000	2	18	1
Sandstrom, Alysha	695	St. Helens	57.0000	3	16	1
Gordon, Jonnette	617	Forest Grove	56.0000	4	14	1
Schmidt, Leilani	670	Rainier	51.0000	5	12	1
Stover, Desiree	679	Scappoose	44.0000	6	11	1
Hinton, Liz	620	Forest Grove	39.0000	7	10	1
Hermes, Savannah	673	Scappoose	30.0000	8	9	1
Clark, Kelsey	644	Hillsboro	Scratch	1001	-	0
Ekman, Justine	683	Southridge	DQ	1001	-	1
Oriet, Mandy	621	Forest Grove	DQ	1001	-	1

**Over Fences**  
**Individual Events**

MEET-# 1

Remember "nt" is used to give a participant  
 "dq" gives no participation point

20

Sort for Active Participants



Event=> DATE==> February - 2010 # Entered=>

247.00

Re-Sort to All Participants

Date: 02/17/10

Name	Number	Team	judge #1	Score	Place	Points	1=Var // 0=Jv
Chalupsky, Megan	600	Banks	78.0000	78	1	20	1
Batke, Morgan	633	Glencoe	73.0000	73	2	18	1
Clarke, Jordyn	658	Liberty	70.0000	70	3	16	1
Polich, Jaclyn	622	Forest Grove	68.0000	68	4	14	1
Tinney, Erin	655	Hillsboro	64.0000	64	5	12	1
Evers, Mata	603	Banks	61.0000	61	6	11	1
Coleman, Nicole	668	Rainier	nt	-	1000	1	1
Dukes, Natalie	682	Southridge	nt	-	1000	1	1

**Saddle Seat**  
**Individual Events**

MEET-# 1

54

Sort for Active P



Event=> DATE==> February - 2010

# Entered=> 5 247

Re-Sort to All I

Date: 02/17/10

Name	Number	Team	Score	Place	Points	1=Var // 0=Jv
Merrill, Katie	650	Hillsboro	81.0000	1	20	1
Scott, Raivenne	654	Hillsboro	76.0000	2	18	1
Cowan, Erica	659	Liberty	69.0000	3	16	1
McKenney, Beth	687	Southridge	68.0000	4	14	1
Polich, Jaclyn	622	Forest Grove	57.0000	5	12	1

**Showmanship**  
**Individual Events**

MEET-# 1

173

Sort for Active Partici



Event=&gt;

# Entered=&gt;

36

247

Re-Sort to All Partic

Date: 02/17/10

Name	Number	Team	Score	Place	Points	1=Var // 0=Jv
Freeman, Allison	685	Southridge	85.0000	1	20	1
Flannery, Olivia	636	Glencoe	79.0000	2	18	1
Woodward, Shauna	692	Southridge	78.0000	3	16	1
Ekman, McKenzie	684	Southridge	75.0000	4	14	1
Story, Stefanie	690	Southridge	75.0000	4	14	1
Ekman, Justine	683	Southridge	74.0000	6	11	1
Felker, Chelsea	629	Gaston	72.0000	7	10	1
Tommy, Keely	640	Glencoe	72.0000	7	10	1
Clark, Kelsey	644	Hillsboro	72.0000	7	10	1
Thurston, Haley	703	Westview	72.0000	7	10	1
Misar, Amy	638	Glencoe	69.0000	11	6	1
Story, Jaimie	689	Southridge	69.0000	11	6	1
Kelso, Morgan	610	Beaverton	68.0000	13	4	1
Winship, Hailey	612	Beaverton	67.0000	14	3	1
Hammond, Sarah	619	Forest Grove	65.0000	15	2	1
McKenney, Beth	687	Southridge	64.0000	16	1	1
Mohr, Emily	663	Liberty	63.0000	17	1	1
Moffitt, Jenna	662	Liberty	62.0000	18	1	1
Kress, Rebecca	630	Gaston	61.0000	19	1	1
Dunn, Casey	645	Hillsboro	60.0000	20	1	1
Matney, Monique	605	Banks	59.0000	21	1	1
Burke, Alexi	635	Glencoe	59.0000	21	1	1
Jones, Emily	686	Southridge	57.0000	23	1	1
Cowan, Erica	659	Liberty	56.0000	24	1	1
Brosius, Madeline	634	Glencoe	54.0000	25	1	1
King, Kaitlyn	660	Liberty	54.0000	25	1	1
Hermes, Savannah	673	Scappoose	53.0000	27	1	1
McGettigan, Teri	676	Scappoose	52.0000	28	1	1
Morford, Kelce	651	Hillsboro	49.0000	29	1	1
Duyck, Samantha	602	Banks	48.0000	30	1	1
Seipel, Cara	614	Century	48.0000	30	1	1
Corona, Layla	616	Forest Grove	45.0000	32	1	1
Dukes, Natalie	682	Southridge	44.0000	33	1	1
Scott, Taylor	624	Forest Grove	43.0000	34	1	1
Sticka, Rachelle	639	Glencoe	scratch	1001	-	1
Tarkalson, McKenzie	700	Vernonia	DQ	1001	-	1

**Dressage**  
**Individual Events**

MEET-# 1

Set Black

155

Sort for Active Part

Event=> DATE==> February - 2010

# Entered=>

24

247

Re-Sort to All Par

Date: 02/17/10

Name	Number	Team	Score	Place	Points	1=Var // 0=Jv
Merrill, Katie	650	Hillsboro	214.0000	1	20	1
Wortman, Kate	627	Forest Grove	204.0000	2	18	1
Winship, Hailey	612	Beaverton	203.0000	3	16	1
Brosius, Madeline	634	Glencoe	195.0000	4	14	1
Chalupsky, Megan	600	Banks	193.0000	5	12	1
Schaus, Hannah	665	Liberty	186.0000	6	11	1
Polich, Jaclyn	622	Forest Grove	183.0000	7	10	1
Moffitt, Jenna	662	Liberty	179.0000	8	9	1
Seipel, Cara	614	Century	178.0000	9	8	1
Cowan, Erica	659	Liberty	178.0000	9	8	1
Evers, Mata	603	Banks	176.0000	11	6	1
Clarke, Jordyn	658	Liberty	169.0000	12	5	1
Matney, Monique	605	Banks	166.0000	13	4	1
MacMillan, Thad	649	Hillsboro	165.0000	14	3	1
Tinney, Erin	655	Hillsboro	156.0000	15	2	0
Tarkalson, McKenzie	700	Vernonia	155.0000	16	1	1
Thurston, Haley	703	Westview	148.0000	17	1	1
Mohr, Emily	663	Liberty	143.0000	18	1	1
Duyck, Samantha	602	Banks	142.0000	19	1	1
King, Kaitlyn	660	Liberty	139.0000	20	1	1
Dukes, Natalie	682	Southridge	131.0000	21	1	1
Coleman, Nicole	668	Rainier	NT	1000	1	1
Peterson, Emily	678	Scappoose	NT	1000	1	1
Wilson, Alexandra	691	Southridge	NT	1000	1	1



**Hunt Seat  
Individual Events**

MEET-# 1

172

Sort for Active Participants

Event=&gt; DATE==&gt; February - 2010 # Entered=&gt; 35

247

Re-Sort to All Participants

Date: 02/17/10

Name	Number	Team	Score	Place	Points	1=Var // 0=Jv
Story, Stefanie	690	Southridge	92.0000	1	20	1
Woodward, Shauna	692	Southridge	92.0000	1	20	1
Woolery, Alexandra	656	Hillsboro	87.0000	3	16	1
Scott, Raivenne	654	Hillsboro	86.0000	4	14	1
Winship, Hailey	612	Beaverton	81.0000	5	12	1
Misar, Amy	638	Glencoe	81.0000	5	12	1
Ekman, Justine	683	Southridge	80.0000	7	10	1
Freeman, Allison	685	Southridge	80.0000	7	10	1
Story, Jaimie	689	Southridge	80.0000	7	10	1
Flannery, Olivia	636	Glencoe	77.0000	10	7	1
Merrill, Katie	650	Hillsboro	75.0000	11	6	1
Batke, Morgan	633	Glencoe	74.0000	12	5	1
Polich, Jaclyn	622	Forest Grove	71.0000	13	4	1
Wortman, Kate	627	Forest Grove	70.0000	14	3	1
Cowan, Erica	659	Liberty	70.0000	14	3	1
Thurston, Haley	703	Westview	70.0000	14	3	1
Overstreet, Ariel	664	Liberty	69.0000	17	1	1
Brosius, Madeline	634	Glencoe	67.0000	18	1	1
Matney, Monique	605	Banks	67.0000	18	1	1
Felker, Chelsea	629	Gaston	64.0000	20	1	1
McKenney, Beth	687	Southridge	63.0000	21	1	1
Dukes, Natalie	682	Southridge	58.0000	22	1	1
Kelso, Morgan	610	Beaverton	56.0000	23	1	1
Moffitt, Jenna	662	Liberty	55.0000	24	1	1
Jones, Emily	686	Southridge	54.0000	25	1	1
Tommy, Keely	640	Glencoe	53.0000	26	1	1
Evers, Mata	603	Banks	52.0000	27	1	1
Duyck, Samantha	602	Banks	51.0000	28	1	1
Coleman, Nicole	668	Rainier	51.0000	28	1	1
Ekman, McKenzie	684	Southridge	50.0000	30	1	1
Seipel, Cara	614	Century	46.0000	31	1	1
Wilson, Alexandra	691	Southridge	41.0000	32	1	1
Peterson, Emily	678	Scappoose	31.0000	33	1	1
Schaus, Hannah	665	Liberty	scratch	1001	-	1
Miller, Kerry	688	Southridge	scratch	1001	-	1

**Stock Seat**  
**Individual Events**

MEET-# 1

161

Sort for Active Participa

Event=&gt; DATE==&gt; February - 2010

28

247

Re-Sort to All Partica

Date: 02/17/10

Name	Number	Team	Score	Place	Points	1=Var // 0=Jv
Woodward, Shauna	692	Southridge	91.0000	1	20	1
Woolery, Alexandra	656	Hillsboro	90.0000	2	18	1
Ekman, Justine	683	Southridge	85.0000	3	16	1
Story, Stefanie	690	Southridge	85.0000	3	16	1
Freeman, Allison	685	Southridge	84.0000	5	12	1
Thurston, Haley	703	Westview	83.0000	6	11	1
Misar, Amy	638	Glencoe	79.0000	7	10	1
Felker, Chelsea	629	Gaston	74.0000	8	9	1
Wortman, Kate	627	Forest Grove	72.0000	9	8	1
Story, Jaimie	689	Southridge	68.0000	10	7	1
McKenney, Beth	687	Southridge	66.0000	11	6	1
Stover, Desiree	679	Scappoose	65.0000	12	5	1
Kelso, Morgan	610	Beaverton	64.0000	13	4	1
Winship, Hailey	612	Beaverton	64.0000	13	4	1
Spady, Stefanie	606	Banks	63.0000	15	2	1
Tindall, Tatiana	680	Scappoose	63.0000	15	2	1
Kress, Rebecca	630	Gaston	59.0000	17	1	1
Matney, Monique	605	Banks	55.0000	18	1	1
Clark, Kelsey	644	Hillsboro	53.0000	19	1	1
Duyck, Samantha	602	Banks	51.0000	20	1	1
Hinton, Liz	620	Forest Grove	51.0000	20	1	1
Brosius, Madeline	634	Glencoe	51.0000	20	1	1
Flannery, Olivia	636	Glencoe	51.0000	20	1	1
Hermes, Savannah	673	Scappoose	43.0000	24	1	1
Coleman, Nicole	668	Rainier	38.0000	25	1	1
Thompson, Jasmine	611	Beaverton	32.0000	26	1	1
Polich, Jaclyn	622	Forest Grove	29.0000	27	1	1
Widby, Morgan	642	Glencoe	DQ	1001	-	1

**Working Pairs**  
**Team Events**

MEET-# 1

8

314

204

TEAMS RUN

18

TEAMS DQ

0

18

Event=> DATE==> February - 2010

Date: 02/17/10

Total Entries => 18

ok

Team

School	Letter	School	#	Rider (1)	#	Rider (2)	ju	Score	Place	Points	Points
	A	Hillsboro	654	Scott, Raivenne	656	Woolery, Alexandra	1	78.0000	1	40	40
	C	Southridge	685	Freeman, Allison	692	Woodward, Shauna	1	67.0000	2	36	36
	B	Beaverton	610	Kelso, Morgan	612	Winship, Hailey	1	60.0000	3	32	32
	A	Southridge	682	Dukes, Natalie	687	McKenney, Bethany	0	60.0000	3	32	-
	A	Banks	600	Chalupsky, Megan	603	Evers, Mata	1	55.0000	5	24	24
	A	Liberty	665	Schaus, Hannah	660	King, Kaitlyn	1	55.0000	5	24	24
	B	Forest Grove	622	Polich, Jaclyn	627	Wortman, Kate	1	53.0000	7	20	20
	C	Hillsboro	646	Giesel, Brandon	647	Herman, Carly	0	52.0000	8	18	-
	B	Liberty	664	Overstreet, Ariel	662	Moffitt, Jenna	0	52.0000	8	18	-
	A	Glencoe	641	Widby, Brittany	642	Widby, Morgan	1	51.0000	10	14	14
	A	Scappoose	673	Hermes, Savannah	679	Stover, Desiree	1	51.0000	10	14	14
	A	Beaverton	609	Karnath, Megan	611	Thompson, Jasmine	0	50.0000	12	10	-
	B	Scappoose	677	Mapes, Christine	680	Tindall, Tatiana	0	50.0000	12	10	-
	A	Forest Grove	617	Gordon, Jonnette	620	Hinton, Elizabeth	0	47.0000	14	6	-
	C	Forest Grove	619	Hammond, Sarah	626	Willison, Diana	0	47.0000	14	6	-
	D	Southridge	689	Story, Jaimie	690	Story, Stefanie	0	47.0000	14	6	-
	B	Southridge	683	Ekman, Justine	684	Ekman, McKenzie	0	36.0000	17	2	-
	C	Liberty	663	Mohr, Emily	661	Mainzer, Makayla	0	30.0000	18	2	-

**Canadian Flags**  
**Team Events**

MEET-# 1

10

274

222

TEAMS RUN 14

TEAMS DQ 1

15

Total Entries => 13

Event=> DATE=> February - 2010

Date: 02/17/10 02/17/10

Team

#	Team	#	Rider (1)	#	Rider (2)	#	Rider (3)	#	Rider (4)	jv	Score	Place	Points	Points
A	Hillsboro	649	MacMillan, Thad	651	Morford, Kelce	654	Scott, Raivenne	655	Tinney, Erin	1	36.4900	1	40	40.00
A	Banks	600	Chalupsky, Megan	601	Cochran, Sylvia	604	Lorenz, Danielle	606	Spady, Stefanie	1	38.9800	2	36	36.00
A	Scappoose	674	Holdner, Jenny	675	Lessard, Jacy	676	McGettigan, Teri	677	Mapes, Christine	1	39.4300	3	32	32.00
A	Rainier	668	Coleman, Nicole	669	Cook, Kimberly	670	Schmidt, Leilani	671	Zimmer, Holly	1	43.2200	4	28	28.00
B	Hillsboro	645	Dunn, Casey	646	Giesel, Brandon	647	Herman, Carly	653	Russell, Casey	0	45.0700	5	24	-
A	Vernonia	697	Benes, Brett	698	Benes, Jamie	699	Carr, Brianna	700	Tarkalson, McKenzie	1	45.2000	6	22	22.00
A	Forest Grove	618	Gould, Shyra	619	Hammond, Sarah	620	Hinton, Elizabeth	621	Oriet, Mandy	1	45.7800	7	20	20.00
B	Forest Grove	617	Gordon, Jonnette	624	Scott, Taylor	625	Spahn, Jaclyn	626	Willison, Diana	0	52.4000	8	18	-
A	Beaverton	609	Karnath, Megan	610	Kelso, Morgan	611	Thompson, Jasmine	612	Winship, Hailey	1	60.8700	9	16	16.00
A	Liberty	665	Schaus, Hannah	662	Moffitt, Jenna	664	Overstreet, Ariel	661	Mainzer, Makayla	1	61.3500	10	14	14.00
A	Southridge	685	Freeman, Allison	687	McKenney, Bethany	688	Miller, Kerry	692	Woodward, Shauna	1	83.9800	11	12	12.00
B	Banks	602	Duyck, Samantha	603	Evers, Mata	605	Matney, Monique	607	Woodard, Katie	0	100.8400	12	10	-
A	Glencoe	641	Widby, Brittany	642	Widby, Morgan	634	Brosius, Madeline	637	Jehan, Greysen	1	NT	1,000	2	2.00

# Birangle

## Team Events

MEET-# 1

12

214

Event=&gt; DATE==&gt; February - 2010

Total Entries =&gt; 31

31

0

31

Date: 02/17/10

Letter	School	#	Rider (1)	#	Rider (2)	Var // 0=	Raw Score	Penalty	Place	Team Points
A	Scappoose	675	Lessard, Jacy	677	Mapes, Christine	1	26.2900		1	40
A	Hillsboro	654	Scott, Raivenne	655	Tinney, Erin	1	26.7700		2	36
A	Rainier	670	Schmidt, Leilani	671	Zimmer, Holly	1	27.1100		3	32
A	Glencoe	641	Widby, Brittany	642	Widby, Morgan	1	27.8200		4	28
C	Forest Grove	621	Oriet, Mandy	624	Scott, Taylor	1	27.9700		5	24
D	Hillsboro	649	MacMillan, Thad	653	Russell, Casey	0	28.5600		6	0
C	Hillsboro	645	Dunn, Casey	646	Giesel, Brandon	0	29.5600		7	0
D	Forest Grove	617	Gordon, Jonnette	626	Willison, Diana	0	29.7100		8	0
B	Beaverton	610	Kelso, Morgan	612	Winship, Hailey	1	31.6200		9	16
B	Rainier	667	Burnham, Haley	669	Cook, Kimberly	0	31.7800		10	0
A	Gaston	630	Kress, Rebecca	631	Shafer, Dana	1	31.9300		11	12
C	Southridge	685	Freeman, Allison	692	Woodward, Shauna	1	32.2500		12	10
A	Liberty	661	Mainzer, Makayla	662	Moffitt, Jenna	1	32.3200		13	8
E	Hillsboro	650	Merrill, Katie	652	Rogerson, Hayley	0	32.4300		14	0
B	Banks	601	Cochran, Sylvia	606	Spady, Stefanie	1	32.5900		15	4
B	Hillsboro	647	Herman, Carly	651	Morford, Kelce	0	27.6300	5.00	16	0
B	Vernonia	697	Benes, Brett	700	Tarkalson, McKenzie	1	32.7000		17	2
B	Scappoose	674	Holdner, Jenny	676	McGettigan, Teri	0	32.8800		18	0
B	Forest Grove	620	Hinton, Elizabeth	625	Spahn, Jaclyn	0	28.0900	5.00	19	0
D	Glencoe	634	Brosius, Madeline	637	Jehan, Greysen	0	33.1900		20	0
A	Vernonia	698	Benes, Jamie	699	Carr, Brianna	0	28.3800	5.00	21	0
A	Forest Grove	618	Gould, Shyra	619	Hammond, Sarah	0	28.8900	5.00	22	0
B	Liberty	664	Overstreet, Ariel	665	Schaus, Hannah	0	34.0900		23	0
A	St. Helens	694	Iverson, Kelsie	695	Sandstrom, Alysha	1	36.5000		24	2
C	Banks	603	Evers, Mata	607	Woodard, Katie	0	36.6100		25	0
A	Beaverton	609	Karnath, Megan	611	Thompson, Jasmine	0	37.5500		26	0
A	Southridge	683	Ekman, Justine	684	Ekman, McKenzie	0	41.1600		27	0
D	Banks	602	Duyck, Samantha	605	Matney, Monique	0	41.9100		28	0
C	Glencoe	639	Sticka, Rachele	640	Tommy, Keely	0	46.7600		29	0
A	Banks	600	Chalupsky, Megan	604	Lorenz, Danielle	0	NT		1,000	0
B	Southridge	687	McKenney, Bethany	688	Miller, Kerry	0	NT		1,000	0

**Team Penning**  
**Team Events**

10,000      500      <>      11      298      214  
 Total Entries =>      TEAMS RUN      19  
 TEAMS DQ      0      19

Event=>      DATE==>      TOTAL ENTRIES==>      5  
 Date:      02/17/10

#	Team	#	#	#	#	Catch 1	Time 1	Catch 2	Time 2	Catch 3	Time 3	Go Score	Catch Score	Time Score	Total Score	1=Var // 0=Jv	Place	Points	Points	Team
B	Forest Grove	618	619	621		2	89.41	1	77.58	3	57.42	3	6	224	32,775.59	1	1	40	40.00	
Gilligan's Island	Hillsboro	647	653	646		2	86.44	3	76.62	1	78.41	3	6	241	32,758.53	1	2	36	36.00	
A	Glencoe	642	634	641		2	80.33	1	80.14	1	77.16	3	4	238	31,762.37	1	3	32	32.00	
C	Forest Grove	622	625	626			NT	3	44.85	3	55.61	2	6	100	22,899.54	0	4	28	-	
A	Banks	603	604	600		3	62.65		NT	3	59.29	2	6	122	22,878.06	1	5	24	24.00	
Buttercup	Hillsboro	654	655	652		3	82.18		NT	3	69.60	2	6	152	22,848.22	0	6	22	-	
A	Vernonia	699	700	698	697	3	64.58	1	84.43		NT	2	4	149	21,850.99	1	7	20	20.00	
A	Rainier	670	671	667		2	79.69		NT	2	76.61	2	4	156	21,843.70	1	8	18	18.00	
B	Scappoose	676	679	673	680	3	71.53		NT	1	89.20	2	4	161	21,839.27	1	9	16	16.00	
A	Southridge	688	690	683		1	89.09		NT	3	80.22	2	4	169	21,830.69	1	10	14	14.00	
A	Beaverton	610	611	612	609	2	74.63		NT	1	86.87	2	3	162	21,338.50	1	11	12	12.00	
A	Scappoose	675	677	674			NT	2	79.36	1	82.50	2	3	162	21,338.14	0	12	10	-	
B	Glencoe	639	637	633		1	83.40	2	87.92		NT	2	3	171	21,328.68	0	13	8	-	
B	Southridge	687	692	685			NT		NT	2	75.83	1	2	76	10,924.17	0	14	6	-	
A	Forest Grove	620	624	617		2	78.21		NT		NT	1	2	78	10,921.79	0	15	4	-	
B	Liberty	661	658	662		2	88.41		NT		NT	1	2	88	10,911.59	1	16	2	2.00	
A	Liberty	663	660	665			NT		NT	1	77.83	1	1	78	10,422.17	0	17	2	-	
C	Hillsboro	649	656	645			NT	1	85.75		NT	1	1	86	10,414.25	0	18	2	-	
B	Banks	605	606	607			NT	1	89.09		NT	1	1	89	10,410.91	0	19	2	-	
A	Gaston	630	631	629		-	scratch		scratch		scratch	-	-	-	-	1	1001	-	-	

**IHOR**  
**Team Events**

Time Penalties  
minutes/seconds 5.00-5.59 (10)  
6.00-6.59 (20)  
7.00-7.59 (30)

9 254 238  
TEAM RUN 10  
TEAM DQ 0  
10

Event=> DATE==> February - 2010  
11.00

Date: 02/17/10 8.00-8.59 (40)

#	cSchoolc	Team	#	#	#	#	#	Raw Score	Time	Penalty	Adj. Score	v/jv	Place	Points	Points
A	OR-NWD-07 Hillsboro		646	650	654	656		129.0000	3.3600	-	129.00	1	1	40	40.00
A	OR-NWD-11 Southridge		685	686	687	692		126.0000	3.5300	-	126.00	1	2	36	36.00
A	OR-NWD-08 Liberty		665	658	661	663		115.0000	3.2900	-	115.00	1	3	32	32.00
A	OR-NWD-06 Glencoe		634	635	636	640		103.0000	3.4600	-	103.00	1	4	28	28.00
A	OR-NWD-01 Banks		600	605	606	603		103.0000	3.5800	-	103.00	1	4	28	28.00
A	OR-NWD-09 Rainier		668	669	670	671		91.0000	4.3200	-	91.00	1	6	22	22.00
A	OR-NWD-02 Beaverton		609	610	611	612		88.0000	3.5700	-	88.00	1	7	20	20.00
A	OR-NWD-04 Forest Grov		618	619	624	626		88.0000	5.5500	(10)	78.00	1	8	18	18.00
B	OR-NWD-07 Hillsboro		644	645	647	651		76.0000	3.5500	-	76.00	0	9	16	-
A	OR-NWD-10 Scappoose		673	676	677	679	680	88.0000	6.0600	(20)	68.00	1	10	14	14.00
A	OR-NWD-05 Gaston		629	630	631	629		scratch		-	-		1,001	-	-

Team

**Drill**

MEET-# 1

8

136

136

**Team Events**

DATE==&gt; February - 2010

02/17/10

4

#		Team	Judge 1	Judge 2	Total Score	Place	Points	1=Var / 0=Jv	Team Points
A	OR-NWD-04-L	Forest Grove	163.00	175.00	338	1	40	1	40
A	OR-NWD-07-L	Hillsboro	185.00	149.00	334	2	36	1	36
A	OR-NWD-10-M	Scappoose	133.00	151.00	284	3	32	1	32
A	OR-NWD-06-M	Glencoe	105.00	127.00	232	4	28	1	28



**Drill** MEET-# 1  
**Team Events**

108

108

TEAM RUN 3

TEAM DQ 0

ok

3

DATE==> February - 2010

02/17/10

#	School	R-1	R-2	R-3	R-4	ALT	Judge 1	Judge 2	Score	Place	Points	1=Var / 0=Jv	Team Points
A	Banks	600	601	603	606	605	157.0000	163.0000	320.000	1	40	1	40
A	Beaverton	609	610	611	612		129.0000	162.0000	291.000	2	36	1	36
A	Rainier	667	668	670	671	669	121.0000	144.0000	265.000	3	32	1	32

Number	Last name, first name	Code	Team Name	Sub-Total Timed Events	Sub-Total Show Events	Total Individual Points
0	Do not use this line!	Not on File	Test Team	-	-	-
600	Chalupsky, Megan	OR-NWD-01-M	Banks	30	42	72
601	Cochran, Sylvia	OR-NWD-01-M	Banks	7	-	7
602	Duyck, Samantha	OR-NWD-01-M	Banks	-	5	5
603	Evers, Mata	OR-NWD-01-M	Banks	1	22	23
604	Lorenz, Danielle	OR-NWD-01-M	Banks	44	-	44
605	Matney, Monique	OR-NWD-01-M	Banks	-	8	8
606	Spady, Stefanie	OR-NWD-01-M	Banks	3	12	15
607	Woodard, Katie	OR-NWD-01-M	Banks	11	-	11
608				-	-	-
609	Karnath, Megan	OR-NWD-02-S	Beaverton	7	-	7
610	Kelso, Morgan	OR-NWD-02-S	Beaverton	1	9	10
611	Thompson, Jasmine	OR-NWD-02-S	Beaverton	8	1	9
612	Winship, Hailey	OR-NWD-02-S	Beaverton	6	35	41
613				-	-	-
614	Seipel, Cara	OR-NWD-03-E	Century	-	22	22
615				-	-	-
616	Corona, Layla	OR-NWD-04-L	Forest Grove	3	2	5
617	Gordon, Jonnette	OR-NWD-04-L	Forest Grove	6	22	28
618	Gould, Shyra	OR-NWD-04-L	Forest Grove	36	-	36
619	Hammond, Sarah	OR-NWD-04-L	Forest Grove	4	2	6
620	Hinton, Elizabeth	OR-NWD-04-L	Forest Grove	2	22	24
621	Oriet, Mandy	OR-NWD-04-L	Forest Grove	20	-	20
622	Polich, Jaclyn	OR-NWD-04-L	Forest Grove	-	41	41
623	Polich, Jessyca	OR-NWD-04-L	Forest Grove	-	-	-
624	Scott, Taylor	OR-NWD-04-L	Forest Grove	11	1	12
625	Spahn, Jaclyn	OR-NWD-04-L	Forest Grove	26	-	26
626	Willison, Diana	OR-NWD-04-L	Forest Grove	55	-	55
627	Wortman, Kate	OR-NWD-04-L	Forest Grove	2	29	31
628				-	-	-
629	Felker, Chelsea	OR-NWD-05-E	Gaston	-	32	32
630	Kress, Rebecca	OR-NWD-05-E	Gaston	2	3	5
631	Shafer, Dana	OR-NWD-05-E	Gaston	36	1	37
632				-	-	-
633	Batke, Morgan	OR-NWD-06-M	Glencoe	13	23	36
634	Brosius, Madeline	OR-NWD-06-M	Glencoe	-	18	18
635	Burke, Alexi	OR-NWD-06-M	Glencoe	-	1	1
636	Flannery, Olivia	OR-NWD-06-M	Glencoe	-	34	34
637	Jehan, Greysen	OR-NWD-06-M	Glencoe	4	1	5
638	Misar, Amy	OR-NWD-06-M	Glencoe	-	40	40
639	Sticka, Rachelle	OR-NWD-06-M	Glencoe	2	-	2
640	Tommy, Keely	OR-NWD-06-M	Glencoe	-	50	50
641	Widby, Brittany	OR-NWD-06-M	Glencoe	46	1	47
642	Widby, Morgan	OR-NWD-06-M	Glencoe	13	1	14

team points

ranking/Ind

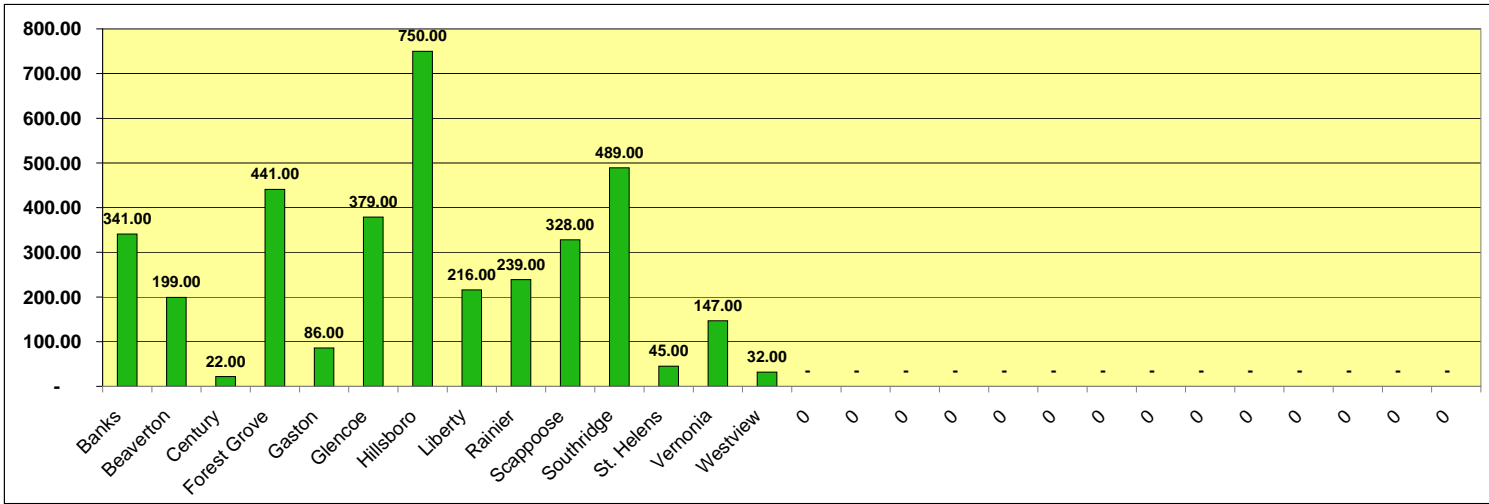
Total for Ind/Team

942	1,030	644	628	1,096	504	960
942	1,030	644	628	1,096	504	960

Team Penning	IHOR	Birangle	Working Pairs	Canadian Flags	w4-drill	Drill	
24	28	2	24	36	40	-	6 154
-	-	4	-	36	40	-	3 80
-	-	2	-	10	-	-	2 12
24	28	2	24	10	40	-	6 128
24	-	2	-	36	-	-	3 62
2	28	2	-	10	40	-	5 82
2	28	4	-	36	40	-	5 110
2	-	2	-	10	-	-	3 14
-	-	-	-	-	-	-	0 -
12	20	2	10	16	36	-	6 96
12	20	16	32	16	36	-	6 132
12	20	2	10	16	36	-	6 96
12	20	16	32	16	36	-	6 132
-	-	-	-	-	-	-	0 -
-	-	-	-	-	-	-	0 -
-	-	-	-	-	-	-	0 -
-	-	-	-	-	-	-	0 -
4	-	18	6	18	-	40	5 86
40	18	2	-	20	-	40	5 120
40	18	2	6	20	-	40	6 126
4	-	2	6	20	-	40	5 72
40	-	24	-	20	-	40	4 124
28	-	-	20	-	-	-	2 48
-	-	-	-	-	-	-	0 -
4	18	24	-	18	-	40	5 104
28	-	2	-	18	-	40	3 48
28	18	18	6	18	-	40	6 128
-	-	-	20	-	-	-	1 20
-	-	-	-	-	-	-	0 -
-	-	-	-	-	-	-	0 -
-	-	-	-	-	-	-	0 -
-	-	12	-	-	-	-	1 12
-	-	12	-	-	-	-	1 12
-	-	-	-	-	-	-	0 -
8	-	-	-	-	-	28	2 36
32	28	2	-	2	-	28	5 92
-	28	-	-	-	-	-	1 28
-	28	-	-	-	-	-	2 56
8	-	2	-	2	-	28	4 40
-	-	-	-	-	-	-	0 -
8	-	2	-	-	-	-	2 10
-	28	2	-	-	-	-	2 30
32	-	28	14	2	-	28	5 104
32	-	28	14	2	-	28	5 104



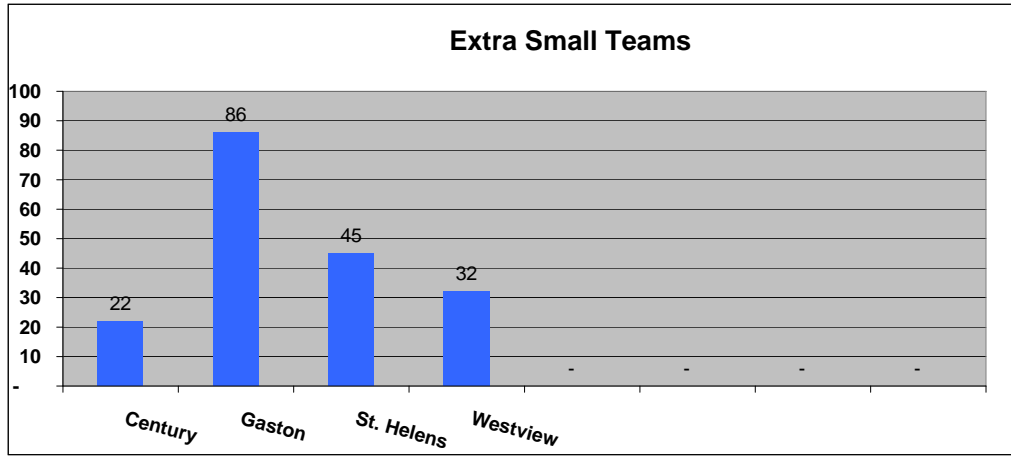




92  
260  
50

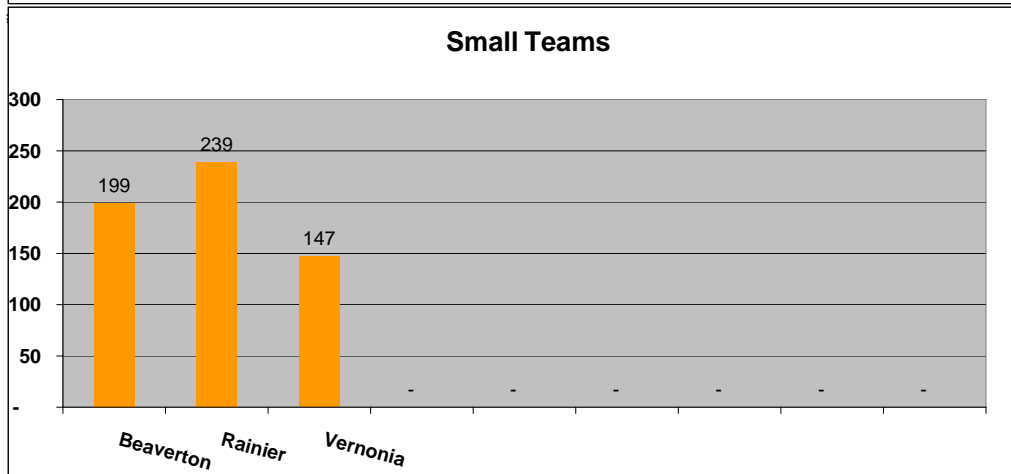
	Extra Small team 1-3	Points
OR-NWD-03-E	<b>Century</b>	22
OR-NWD-05-E	<b>Gaston</b>	86
OR-NWD-12-E	<b>St. Helens</b>	45
OR-NWD-14-E	<b>Westview</b>	32
		-
		-
		-

E  
E  
E  
E

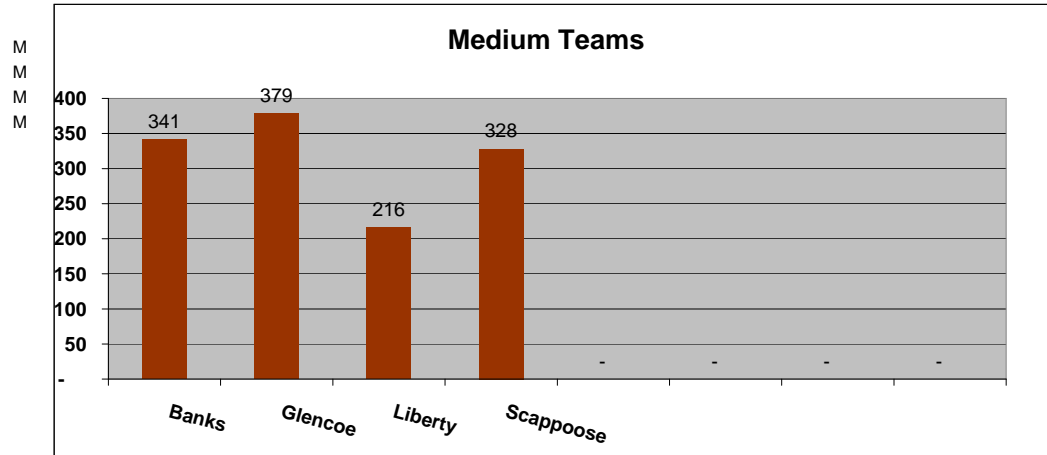


	Small team 4-6	Points
OR-NWD-02-S	<b>Beaverton</b>	199
OR-NWD-09-S	<b>Rainier</b>	239
OR-NWD-13-S	<b>Vernonia</b>	147
		-
		-
		-
		-
		-

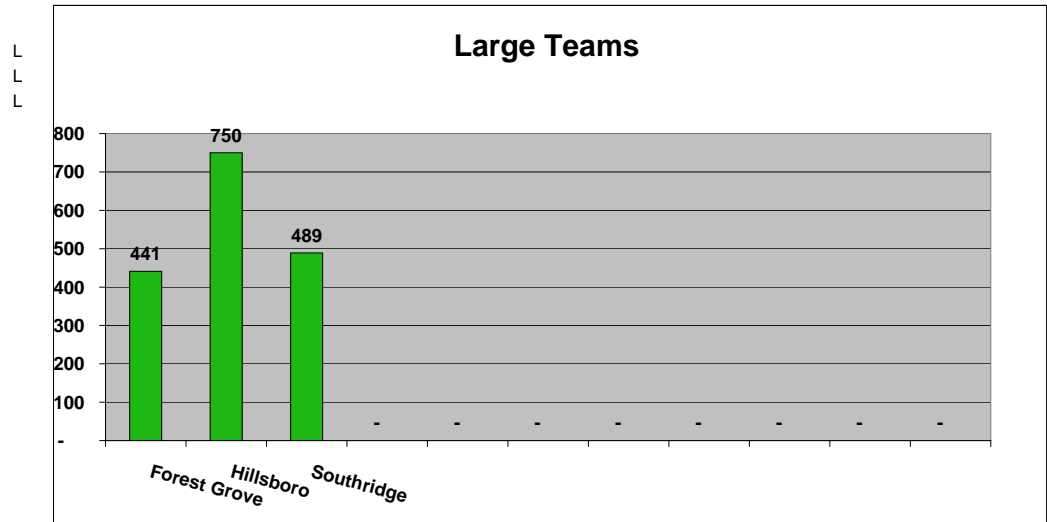
S  
S  
S



	Medium team 7-10	Points
OR-NWD-01-M	<b>Banks</b>	341
OR-NWD-06-M	<b>Glencoe</b>	379
OR-NWD-08-M	<b>Liberty</b>	216
OR-NWD-10-M	<b>Scappoose</b>	328
		-
		-
		-



	Large Team 11 >	Points
OR-NWD-04-L	<b>Forest Grove</b>	441
OR-NWD-07-L	<b>Hillsboro</b>	750
OR-NWD-11-L	<b>Southridge</b>	489
		-
		-
		-
		-
		-
		-



SENIORS	33
JUNIORS	25
SOPHMORES	16
FRESHMAN	17

91

FIRST YEAR ATHLETES	28
---------------------	----