

Break-Away
Time Driven Event

MEET-# 1

Sort for Active Particip



Event=> DATE==> February - 2008

Entered=> 3

Re-Sort to All Partic

Date: 03/27/08

E

Name	Number	Team	Time 1	Time 2	Score	Place	Points	1=Var // 0=Jv
Williams, Jared	730	St. Helens	5.470	4.540	10.01	1	20	1
Gale, Payton	705	Scappoose	NT	NT	-	1,000	1	1
Wonders, Amanda	674	Hillsboro	NT	NT	-	1,000	1	1

Time Driven Event
Steer Daubing

MEET-# 1

Printer Ready

Sort for Active Par

Event=> DATE=>> February - 2008

Entered=> 37

Re-Sort to all Par

Name	Number	Team	Time 1	Time 2	Total Go	1=Var // 0=Jv	Time One	Time Two	Total Time	Score	Place	Points
Williams, Clairissa	716	Scappoose	1	1	2	1	4.900	3.660	8.56	8.56	1	20
Kleck, Courtney	653	Glencoe	1	1	2	1	4.430	4.220	8.65	8.65	2	18
Benes, Bryan	735	Vernonia	1	1	2	1	5.030	3.670	8.70	8.70	3	16
Lorenz, Christina	606	Banks	1	1	2	1	5.080	4.880	9.96	9.96	4	14
Hydorn, Rachae	682	Liberty	1	1	2	1	4.510	6.500	11.01	11.01	5	12
Fox, Maike	724	St. Helens	1	1	2	1	3.510	8.750	12.26	12.26	6	11
Olson, Courtney	710	Scappoose	1	1	2	1	9.940	3.440	13.38	13.38	7	10
Warlick, Kayla	673	Hillsboro	1	1	2	1	8.680	5.340	14.02	14.02	8	9
Williams, Jared	730	St. Helens	1	1	2	1	2.350	12.480	14.83	14.83	9	8
Gale, Payton	705	Scappoose	1	1	2	1	3.430	12.770	16.20	16.20	10	7
Pentecost, Melissa	712	Scappoose	1	1	2	1	13.970	2.740	16.71	16.71	11	6
Carr, Brianna	737	Vernonia	1	1	2	1	9.060	15.540	24.60	24.60	12	5
Williams, Jared	717	Scappoose	1	-	1	1	3.370	NT	3.37	3.37	13	4
Jones, Alishea	725	St. Helens	-	1	1	1	NT	3.880	3.88	3.88	14	3
Williams, Chelsea	729	St. Helens	-	1	1	1	NT	4.520	4.52	4.52	15	2
Engstrom, Taylor	704	Scappoose	1	-	1	1	4.670	NT	4.67	4.67	16	1
Chauncey, Lauren	617	Beaverton	1	-	1	1	5.130	NT	5.13	5.13	17	1
Chalupsky, Megan	602	Banks	-	-	-	1	NT	NT	-	-	1,000	1
Lyvinsov, Claire	626	Clatskanie	-	-	-	1	NT	NT	-	-	1,000	1
Valentine, Ashlie	627	Clatskanie	-	-	-	1	NT	NT	-	-	1,000	1
King, Kaitlyn	684	Liberty	-	-	-	1	NT	NT	-	-	1,000	1
Overstreet, Ariel	687	Liberty	-	-	-	1	NT	NT	-	-	1,000	1
Schaus, Hannah	689	Liberty	-	-	-	1	NT	NT	-	-	1,000	1
Gouge, Lexi	600	Astoria	-	-	-	1	NT	NT	-	-	1,000	1
Tobey, Tori	601	Astoria	-	-	-	1	NT	NT	-	-	1,000	1
Batke, Morgan	648	Glencoe	-	-	-	1	NT	NT	-	-	1,000	1
Dennis, Chelsea	650	Glencoe	-	-	-	1	NT	NT	-	-	1,000	1
Widby, Brittany	655	Glencoe	-	-	-	1	NT	NT	-	-	1,000	1
Elliot, Kendra	631	Forest Grove	-	-	-	1	NT	NT	-	-	1,000	1
Hinton, Elizabeth	633	Forest Grove	-	-	-	1	NT	NT	-	-	1,000	1
Oriet, Mandy	634	Forest Grove	-	-	-	1	NT	NT	-	-	1,000	1
Scott, Raivenne	636	Forest Grove	-	-	-	1	NT	NT	-	-	1,000	1
Spahn, Jaclyyn	637	Forest Grove	-	-	-	1	NT	NT	-	-	1,000	1
Sullivan, Melissa	639	Forest Grove	-	-	-	1	NT	NT	-	-	1,000	1
Benes, Jamie	736	Vernonia	-	-	-	1	NT	NT	-	-	1,000	1
Paleck, Ashley	740	Vernonia	-	-	-	1	NT	NT	-	-	1,000	1
Coleman, Nicole J.	699	Rainier	-	-	-	1	NT	NT	-	-	1,000	1

Barrels
Time Driven Event

MEET-# 1

Set Black

198

Printer Ready

68

Sort for Active Participants

Event=> DATE=>> February - 2008 # Entered=> 69

Re-Sort to All Participants

Date: 03/27/08

Name	Number	Team	Time	Penalty	Score	Place	Points	1=Var // 0=Jv
Jones, Alishea	725	St. Helens	14.390		14.390	1	20	1
Williams, Clairissa	716	Scappoose	14.850		14.850	2	18	1
Wonders, Amanda	674	Hillsboro	14.870		14.870	3	16	1
Engstrom, Taylor	704	Scappoose	15.180		15.180	4	14	1
Brown, Lindsay	703	Scappoose	15.340		15.340	5	12	1
Lorenz, Danielle	607	Banks	15.480		15.480	6	11	1
Reichelt, Ashley	727	St. Helens	15.540		15.540	7	10	1
Pentecost, Melissa	712	Scappoose	15.690		15.690	8	9	1
Baker, Nicole	698	Rainier	15.890		15.890	9	8	1
Widby, Brittany	655	Glencoe	15.940		15.940	10	7	1
Andreotti, Alex	702	Scappoose	15.970		15.970	11	6	1
VanWinkle, Katie	731	St. Helens	16.180		16.180	12	5	1
Tinney, Erin	672	Hillsboro	16.200		16.200	13	4	1
Chauncey, Lauren	617	Beaverton	16.230		16.230	14	3	1
Scott, Raivenne	636	Forest Grove	16.390		16.390	15	2	1
Steele, Jamie	671	Hillsboro	16.610		16.610	16	1	1
Kaplan, Kelsea	660	Hillsboro	16.720		16.720	17	1	0
Benes, Jamie	736	Vernonia	17.290		17.290	18	1	1
Williams, Jared	717	Scappoose	17.420		17.420	19	1	0
Dunn, Casey	656	Hillsboro	17.460		17.460	20	1	0
Overstreet, Ariel	687	Liberty	17.770		17.770	21	1	1
Moffit, Jenna	685	Liberty	17.940		17.940	22	1	1
Smith, Camille	610	Banks	18.130		18.130	23	1	1
Oriet, Mandy	634	Forest Grove	18.190		18.190	24	1	1
Rogerson, Haylay	669	Hillsboro	18.410		18.410	25	1	0
Kleck, Courtney	653	Glencoe	18.610		18.610	26	1	1
Voelker, Amanda	654	Glencoe	18.650		18.650	27	1	1
Cochran, Della	649	Glencoe	18.680		18.680	28	1	1
Kelso, Morgan	619	Beaverton	18.740		18.740	29	1	1
Hermes, Ariel	707	Scappoose	18.990		18.990	30	1	0
Cochran, Sylvia	603	Banks	19.470		19.470	31	1	1
Wilson, Felicia	614	Banks	19.490		19.490	32	1	1
Dennis, Chelsea	650	Glencoe	19.540		19.540	33	1	1
Carey, Morgan	629	Forest Grove	19.710		19.710	34	1	1
Tarkelson, McKenzie	742	Vernonia	19.840		19.840	35	1	1
Wilkerson, Bailey	691	Liberty	19.960		19.960	36	1	0
Olson, Courtney	710	Scappoose	15.040	5.00	20.040	37	1	1
Tobey, Tori	601	Astoria	20.340		20.340	38	1	1
DuMont, Katie	618	Beaverton	20.620		20.620	39	1	1
Schmidt, Leilani	701	Rainier	20.620		20.620	39	1	1
Spahn, Jacylyn	637	Forest Grove	16.520	5.00	21.520	41	1	1
Thompson, Jasmine	622	Beaverton	21.910		21.910	42	1	1
Shafer, Dana	647	Gaston	22.010		22.010	43	1	1
Willison, Diana	641	Forest Grove	17.530	5.00	22.530	44	1	1
Miller, Kerry	720	Southridge	23.220		23.220	45	1	1
Dunn, Jaimie	744	Westview	23.620		23.620	46	1	1
Pallett, LeeAnn	609	Banks	24.220		24.220	47	1	0
Paulson, Lindsay	726	St. Helens	14.870	10.00	24.870	48	1	1
Paleck, Ashley	740	Vernonia	25.120		25.120	49	1	1
Carr, Brianna	737	Vernonia	15.220	10.00	25.220	50	1	1
Gouge, Lexi	600	Astoria	25.640		25.640	51	1	1
Schiller, Dani	715	Scappoose	15.770	10.00	25.770	52	1	1
Winship, Hailey	623	Beaverton	25.980		25.980	53	1	1
Sullivan, Melissa	639	Forest Grove	26.220		26.220	54	1	1
Clement, Marissa	739	Vernonia	27.780		27.780	55	1	1
Szlavich, Chantel	741	Vernonia	29.210		29.210	56	1	1
Lyinsov, Claire	626	Clatskanie	25.820	5.00	30.820	57	1	1
Hessel, Mckenzie	748	Wilson	30.840		30.840	58	1	1
Parent, Jennifer	711	Scappoose	34.080		34.080	59	1	0
Hammond, Sarah	604	Banks	NT		-	1,000	1	0
Spady, Stefanie	611	Banks	NT		-	1,000	1	1
Woodard, Katie	615	Banks	NT		-	1,000	1	0
Friton, Julia	681	Liberty	NT		-	1,000	1	0
Megettigan, TJ	709	Scappoose	NT		-	1,000	1	0
Fox, Maiké	724	St. Helens	NT		-	1,000	1	1
Hinton, Elizabeth	633	Forest Grove	NT		-	1,000	1	1
Chadeck, Allee	738	Vernonia	NT		-	1,000	1	1
Coleman, Nicole J.	699	Rainier	NT		-	1,000	1	1
Williams, Shelpy	677	Knappa	Scratch		-	1,001	-	1

Figure 8
Time Driven Event

MEET-# 1

198

Printer Ready

Sort for Active Participants

Event=> DATE=> February - 20 # Entered=> 70

Re-Sort to All Participants

Name	Number	Team	Time	Penalty	Score	Place	Points	1=Var // 0=Jv
Williams, Clairissa	716	Scappoose	10.920		10.920	1	20	1
Andreotti, Alex	702	Scappoose	11.070		11.070	2	18	1
Brown, Lindsay	703	Scappoose	11.220		11.220	3	16	1
Schiller, Dani	715	Scappoose	11.230		11.230	4	14	1
Fox, Maïke	724	St. Helens	11.330		11.330	5	12	1
Tinney, Erin	672	Hillsboro	11.350		11.350	6	11	1
Steele, Jamie	671	Hillsboro	11.440		11.440	7	10	1
Carr, Brianna	737	Vernonia	11.470		11.470	8	9	1
Megettigan, TJ	709	Scappoose	11.480		11.480	9	8	1
Paulson, Lindsay	726	St. Helens	11.540		11.540	10	7	1
Reichelt, Ashley	727	St. Helens	11.610		11.610	11	6	1
Jones, Alishea	725	St. Helens	11.640		11.640	12	5	1
Chauncey, Lauren	617	Beaverton	11.770		11.770	13	4	1
Pentecost, Melissa	712	Scappoose	11.790		11.790	14	3	1
Spahn, Jaclylyn	637	Forest Grove	11.810		11.810	15	2	1
Lorenz, Christina	606	Banks	11.880		11.880	16	1	1
Engstrom, Taylor	704	Scappoose	11.880		11.880	16	1	1
Lorenz, Danielle	607	Banks	11.890		11.890	18	1	1
Overstreet, Ariel	687	Liberty	12.000		12.000	19	1	1
Scott, Raïvenne	636	Forest Grove	12.030		12.030	20	1	1
Olson, Courtney	710	Scappoose	12.060		12.060	21	1	1
Widby, Brittany	655	Glencoe	12.080		12.080	22	1	1
Baker, Nicole	698	Rainier	12.110		12.110	23	1	1
Valentine, Ashlie	627	Clatskanie	12.120		12.120	24	1	1
Williams, Jared	717	Scappoose	12.190		12.190	25	1	0
VanWinkle, Katie	731	St. Helens	12.400		12.400	26	1	1
Smith, Camille	610	Banks	12.430		12.430	27	1	1
Kleck, Courtney	653	Glencoe	12.510		12.510	28	1	1
Gale, Payton	705	Scappoose	12.570		12.570	29	1	1
Oriet, Mandy	634	Forest Grove	12.570		12.570	29	1	0
Kaplan, Kelsea	660	Hillsboro	12.820		12.820	31	1	0
Warkentin, Sarah	612	Banks	12.930		12.930	32	1	1
Lindahl, Allee	708	Scappoose	13.020		13.020	33	1	0
Hermes, Ariel	707	Scappoose	13.430		13.430	34	1	0
Wilson, Felicia	614	Banks	13.590		13.590	35	1	1
Tobey, Tori	601	Astoria	13.620		13.620	36	1	1
Kelso, Morgan	619	Beaverton	13.680		13.680	37	1	1
Benes, Bryan	735	Vernonia	13.820		13.820	38	1	1
Moffit, Jenna	685	Liberty	13.940		13.940	39	1	1
Wilkerson, Bailey	691	Liberty	14.660		14.660	40	1	1
DuMont, Katie	618	Beaverton	15.350		15.350	41	1	1
Dunn, Jaimie	744	Westview	15.440		15.440	42	1	1
Thompson, Jasmine	622	Beaverton	15.510		15.510	43	1	1
Paleck, Ashley	740	Vernonia	16.270		16.270	44	1	1
Kania, Elizabeth	733	Valley Catholic	11.400	5.00	16.400	45	1	1
Shafer, Dana	647	Gaston	16.700		16.700	46	1	1
Hammond, Sarah	604	Banks	16.750		16.750	47	1	0
Gordon, Jonette	632	Forest Grove	17.190		17.190	48	1	1
Schmidt, Leilani	701	Rainier	17.310		17.310	49	1	1
Warlick, Kayla	673	Hillsboro	17.320		17.320	50	1	0
Cochran, Sylvia	603	Banks	17.500		17.500	51	1	1
Spady, Stefanie	611	Banks	17.510		17.510	52	1	1
Winship, Hailey	623	Beaverton	18.070		18.070	53	1	1
Gouge, Lexi	600	Astoria	18.990		18.990	54	1	1
Carey, Morgan	629	Forest Grove	14.220	5.00	19.220	55	1	1
Willison, Diana	641	Forest Grove	19.300		19.300	56	1	1
Clement, Marissa	739	Vernonia	19.710		19.710	57	1	1
Lyvinsov, Claire	626	Clatskanie	20.090		20.090	58	1	1
Chadeck, Allee	738	Vernonia	20.120		20.120	59	1	1
Williams, Tiegana	613	Banks	20.390		20.390	60	1	0
Woodard, Kaitie	615	Banks	24.480		24.480	61	1	1
Szlavich, Chantel	741	Vernonia	25.230		25.230	62	1	1
Dunn, Casey	656	Hillsboro	25.980		25.980	63	1	0
Parent, Jennifer	711	Scappoose	26.850		26.850	64	1	0
Cochran, Della	649	Glencoe	29.840	5.00	34.840	65	1	1
Friton, Julia	681	Liberty	65.690		65.690	66	1	1
Pallett, LeeAnn	609	Banks	NT		-	1,000	1	1
Benes, Jamie	736	Vernonia	NT		-	1,000	1	1
Williams, Shelpy	677	Knappa	Scratch		-	1,001	-	1
Walker, Cody	734	Valley Catholic	SCRATCH		-	1,001	-	1

Flags
Time Driven Event

MEET-# 1

160 Printer Ready

Sort for Active Participants

Event=> DATE==> February - 2 # Entered=> 31

Re-Sort to All Participants

Date: 03/27/08

Name	Number	Team	Time	Penalty	Score	Place	Points	1=Var // 0=Jv
Olson, Courtney	710	Scappoose	9.870000		9.870	1	20	1
Gale, Payton	705	Scappoose	9.940000		9.940	2	18	1
Warlick, Kayla	673	Hillsboro	10.150000		10.150	3	16	1
Valentine, Ashlie	627	Clatskanie	10.280000		10.280	4	14	1
Jones, Alishea	725	St. Helens	10.370000		10.370	5	12	1
Williams, Clairissa	716	Scappoose	10.790000		10.790	6	11	1
Megettigan, TJ	709	Scappoose	11.000000		11.000	7	10	1
Williams, Jared	717	Scappoose	11.470000		11.470	8	9	1
MacMillan, Thad	664	Hillsboro	11.900000		11.900	9	8	0
Lorenz, Danielle	607	Banks	9.640000	5.00	14.640	10	7	1
Grabhorn, Chelle	706	Scappoose	10.170000	5.00	15.170	11	6	1
Lorenz, Christina	606	Banks	10.540000	5.00	15.540	12	5	1
Steele, Jamie	671	Hillsboro	11.220000	5.00	16.220	13	4	1
Dunn, Jaimie	744	Westview	16.530		16.530	14	3	1
Oriet, Mandy	634	Forest Grove	11.730000	5.00	16.730	15	2	1
Hammond, Sarah	604	Banks	17.620000		17.620	16	1	1
Smith, Camille	610	Banks	19.370000		19.370	17	1	1
Hermes, Ariel	707	Scappoose	14.920000	5.00	19.920	18	1	0
Wilson, Felicia	614	Banks	16.420000	5.00	21.420	19	1	0
Schaus, Hannah	689	Liberty	22.090000		22.090	20	1	1
Gouge, Lexi	600	Astoria	31.470000		31.470	21	1	1
Thompson, Jasmine	622	Beaverton	32.700000		32.700	22	1	1
Woodard, Kaitie	615	Banks	58.170000		58.170	23	1	0
Brown, Lindsay	703	Scappoose	NT		-	1,000	1	1
Parent, Jennifer	711	Scappoose	NT		-	1,000	1	0
Pentecost, Melissa	712	Scappoose	NT		-	1,000	1	1
Schiller, Dani	715	Scappoose	NT		-	1,000	1	1
Paulson, Lindsay	726	St. Helens	NT		-	1,000	1	1
Cochran, Della	649	Glencoe	NT		-	1,000	1	1
Dunn, Casey	656	Hillsboro	NT		-	1,000	1	0
Cochran, Sylvia	603	Banks	Scratch		-	1,001	-	
Williams, Shelpy	677	Knappa	Scratch		-	1,001	-	0

Keyhole
Time Driven Event

MEET-# 1

181 Printer Ready

Sort for Active Participants

Event=> DATE==> February - 2 # Entered=>

Date: 03/27/08

Re-Sort to All Participants

Name	Number	Team	Time	Score	Place	Points	1=Var // 0=Jv
Reichelt, Ashley	727	St. Helens	8.140	8.140	1	20	1
Spahn, Jaclynn	637	Forest Grove	8.160	8.160	2	18	1
Baker, Nicole	698	Rainier	8.260	8.260	3	16	1
Paulson, Lindsay	726	St. Helens	8.350	8.350	4	14	1
Steele, Jamie	671	Hillsboro	8.410	8.410	5	12	1
Lorenz, Danielle	607	Banks	8.520	8.520	6	11	1
Moffit, Jenna	685	Liberty	8.700	8.700	7	10	1
Gale, Payton	705	Scappoose	8.730	8.730	8	9	1
Voelker, Amanda	654	Glencoe	8.730	8.730	8	9	1
Cochran, Della	649	Glencoe	8.770	8.770	10	7	1
Pentecost, Melissa	712	Scappoose	8.790	8.790	11	6	1
Megettigan, TJ	709	Scappoose	9.180	9.180	12	5	0
Valentine, Ashlie	627	Clatskanie	9.220	9.220	13	4	1
Smith, Camille	610	Banks	9.230	9.230	14	3	1
Lorenz, Christina	606	Banks	9.270	9.270	15	2	1
Engstrom, Taylor	704	Scappoose	9.330	9.330	16	1	1
Andreotti, Alex	702	Scappoose	9.590	9.590	17	1	1
Hermes, Ariel	707	Scappoose	9.750	9.750	18	1	0
Wilson, Felicia	614	Banks	10.630	10.630	19	1	0
Dunn, Casey	656	Hillsboro	10.750	10.750	20	1	0
DuMont, Katie	618	Beaverton	11.490	11.490	21	1	1
Clement, Marissa	739	Vernonia	13.220	13.220	22	1	1
Winship, Hailey	623	Beaverton	13.230	13.230	23	1	1
Parent, Jennifer	711	Scappoose	13.990	13.990	24	1	0
Hessel, Mckenzie	748	Wilson	14.300	14.300	25	1	1
Miller, Kerry	720	Southridge	14.480	14.480	26	1	1
Thomson, Kelley	722	Southridge	16.640	16.640	27	1	1
King, Kaitlyn	684	Liberty	16.990	16.990	28	1	1
Szlavich, Chantel	741	Vernonia	17.430	17.430	29	1	1
Coleman, Nicole J.	699	Rainier	17.930	17.930	30	1	1
Buchholz, Casie	743	Westview	19.130	19.130	31	1	1
Lyvinsov, Claire	626	Clatskanie	19.480	19.480	32	1	1
Woodard, Kaitie	615	Banks	21.590	21.590	33	1	0
Cochran, Sylvia	603	Banks	22.830	22.830	34	1	1
Ekman, Justine	718	Southridge	24.230	24.230	35	1	1
Hammond, Sarah	604	Banks	NT	-	1,000	1	0
Pallett, LeeAnn	609	Banks	NT	-	1,000	1	0
Friton, Julia	681	Liberty	NT	-	1,000	1	1
Kelso, Morgan	619	Beaverton	NT	-	1,000	1	1
Thompson, Jasmine	622	Beaverton	NT	-	1,000	1	1
VanWinkle, Katie	731	St. Helens	NT	-	1,000	1	1
Dennis, Chelsea	650	Glencoe	NT	-	1,000	1	1
Kleck, Courtney	653	Glencoe	NT	-	1,000	1	1
Widby, Brittany	655	Glencoe	NT	-	1,000	1	1
Kaplan, Kelsea	660	Hillsboro	NT	-	1,000	1	0
Benes, Bryan	735	Vernonia	NT	-	1,000	1	1
Carr, Brianna	737	Vernonia	NT	-	1,000	1	1
Paleck, Ashley	740	Vernonia	NT	-	1,000	1	1
Schmidt, Leilani	701	Rainier	NT	-	1,000	1	1
Walker, Cody	734	Valley Catholic	NT	-	1,000	1	1
Williams, Shelby	677	Knappa	Scratch	-	1,001	-	1

Poles
Time Driven Event

MEET-# 1

196

Sort for Active Participants

Event=> DATE==> February - 2008 # Entered=> 67

Re-Sort to All Participants

Date: 03/27/08

Name	Number	Team	Time	Penalty	Score	Place	Points	1=Var // 0=Jv
Brown, Lindsay	703	Scappoose	21.910		21.910	1	20	1
Jones, Alishea	725	St. Helens	22.350		22.350	2	18	1
Baker, Nicole	698	Rainier	22.550		22.550	3	16	1
Chauncey, Lauren	617	Beaverton	23.500		23.500	4	14	1
Engstrom, Taylor	704	Scappoose	23.710		23.710	5	12	1
Lorenz, Danielle	607	Banks	23.890		23.890	6	11	1
Paulson, Lindsay	726	St. Helens	23.890		23.890	6	11	1
Warlick, Kayla	673	Hillsboro	23.980		23.980	8	9	1
Schiller, Dani	715	Scappoose	24.270		24.270	9	8	0
Steele, Jamie	671	Hillsboro	24.290		24.290	10	7	1
Williams, Clairissa	716	Scappoose	24.590		24.590	11	6	1
Kania, Elizabeth	733	Valley Catholic	24.590		24.590	11	6	1
VanWinkle, Katie	731	St. Helens	24.820		24.820	13	4	1
Tinney, Erin	672	Hillsboro	25.190		25.190	14	3	1
Valentine, Ashlie	627	Clatskanie	25.980		25.980	15	2	1
Grabhorn, Chelle	706	Scappoose	26.210		26.210	16	1	1
Widby, Brittany	655	Glencoe	26.510		26.510	17	1	1
Kaplan, Kelsea	660	Hillsboro	26.610		26.610	18	1	0
Hermes, Ariel	707	Scappoose	26.990		26.990	19	1	0
Lorenz, Christina	606	Banks	27.010		27.010	20	1	1
Megettigan, TJ	709	Scappoose	27.190		27.190	21	1	0
Williams, Jared	717	Scappoose	27.270		27.270	22	1	0
Fox, Maik	724	St. Helens	22.340	5.00	27.340	23	1	1
Moffit, Jenna	685	Liberty	27.540		27.540	24	1	1
Wilson, Felicia	614	Banks	27.550		27.550	25	1	0
Oriet, Mandy	634	Forest Grove	27.620		27.620	26	1	1
Rogerson, Haylay	669	Hillsboro	27.630		27.630	27	1	0
Tobey, Tori	601	Astoria	27.900		27.900	28	1	1
Carr, Brianna	737	Vernonia	28.180		28.180	29	1	1
Dunn, Casey	656	Hillsboro	28.400		28.400	30	1	0
Overstreet, Ariel	687	Liberty	28.670		28.670	31	1	1
Warkentin, Sarah	612	Banks	28.910		28.910	32	1	1
Dennis, Chelsea	650	Glencoe	30.190		30.190	33	1	1
Spahn, Jaclynn	637	Forest Grove	25.750	5.00	30.750	34	1	1
Gouge, Lexi	600	Astoria	31.300		31.300	35	1	1
Cochran, Sylvia	603	Banks	32.100		32.100	36	1	1
Smith, Camille	610	Banks	27.800	5.00	32.800	37	1	1
Kelso, Morgan	619	Beaverton	33.010		33.010	38	1	1
Thompson, Jasmine	622	Beaverton	35.780		35.780	39	1	1
Blumenfeld, Janel	616	Beaverton	37.210		37.210	40	1	1
Schmidt, Leilani	701	Rainier	37.340		37.340	41	1	1
Pallett, LeeAnn	609	Banks	39.450		39.450	42	1	0
Woodard, Kaitie	615	Banks	40.470		40.470	43	1	0
Hammond, Sarah	604	Banks	40.480		40.480	44	1	0
Chadeck, Allee	738	Vernonia	41.050		41.050	45	1	1
Lyvinsov, Claire	626	Clatskanie	41.090		41.090	46	1	1
Szlavich, Chantel	741	Vernonia	46.250		46.250	47	1	1
Olson, Courtney	710	Scappoose	32.210	15.00	47.210	48	1	1
Coleman, Nicole J.	699	Rainier	50.440		50.440	49	1	1
Andreotti, Alex	702	Scappoose	49.640	10.00	59.640	50	1	0
Cochran, Della	649	Glencoe	71.560		71.560	51	1	1
Friton, Julia	681	Liberty	103.820		103.820	52	1	1
Mohr, Emily	686	Liberty	NT		-	1,000	1	1
Shafer, Dana	647	Gaston	NT		-	1,000	1	1
Reichert, Ashley	727	St. Helens	NT		-	1,000	1	1
Hinton, Elizabeth	633	Forest Grove	NT		-	1,000	1	1
Sullivan, Melissa	639	Forest Grove	NT		-	1,000	1	1
Willison, Diana	641	Forest Grove	NT		-	1,000	1	1
Wonders, Amanda	674	Hillsboro	NT		-	1,000	1	1
Benes, Bryan	735	Vernonia	NT		-	1,000	1	1
Benes, Jamie	736	Vernonia	NT		-	1,000	1	1
Clement, Marissa	739	Vernonia	NT		-	1,000	1	1
Paleck, Ashley	740	Vernonia	NT		-	1,000	1	1
Tarkelson, McKenzie	742	Vernonia	NT		-	1,000	1	1
Williams, Shelpy	677	Knappa	Scratch		-	1,001	-	1
Parent, Jennifer	711	Scappoose	Scratch		-	1,001	-	0
Voelker, Amanda	654	Glencoe	Scratch		-	1,001	-	1

Driving
Individual Events

MEET-# 1

54

Sort for Active Participants



Event=> DATE==> February - 200 # Entered=> 10

247

Re-Sort to All Participants

Date: 03/27/08

Name	Number	Team	Score	Place	Points	1=Var // 0=Jv
Haugen, Stephanie	732	Valley Catholic	85.500000	1	20	1
Harer, Allyson	658	Hillsboro	81.000000	2	18	1
Woolery, Alexandra	675	Hillsboro	75.500000	3	16	1
Savage, Ashley	728	St. Helens	74.000000	4	14	1
Otten, Chelsea	668	Hillsboro	71.000000	5	12	1
Warkentin, Sarah	612	Banks	70.000000	6	11	1
Kania, Elizabeth	733	Valley Catholic	64.000000	7	10	1
Webb, Robyn	690	Liberty	62.000000	8	9	1
Grabhorn, Chelle	706	Scappoose	62.000000	8	9	1
O'Mahoney, Erin	608	Banks	56.500000	10	7	1

In Hand Trail
Individual Events

MEET-# 1

rinter Read

20

Event=> DATE==> February - 2008 # Entered=> 12 247

Date: 03/27/08

Name	Number	Team	Score	Place	Points
Harer, Allyson	658	Hillsboro	86.5000	1	20
Woolery, Alexandra	675	Hillsboro	82.5000	2	18
Moore, BreeAnne	667	Hillsboro	76.0000	3	16
Haugen, Stephanie	732	Valley Catholic	70.5000	4	14
Grabhorn, Chelle	706	Scappoose	57.5000	5	12
Webb, Robyn	690	Liberty	51.0000	6	11
O'Mahoney, Erin	608	Banks	48.0000	7	10
Meler, Melissa	646	Gaston	42.0000	8	9
Gordon, Jonette	632	Forest Grove	32.5000	9	8
Walker, Cody	734	Valley Catholic	30.0000	10	7
Seipel, Aaron	624	Century	27.5000	11	6
Voelker, Amanda	654	Glencoe	23.0000	12	5

**Reining
Individual Events**

MEET-# 1

118

Sort for Active Part



Event=> DATE==> February - 2008 # Entered=> 21

247

Re-Sort to All Pa

Date: 03/27/08

Name	Number	Team	Score	Place	Points	1=Var // 0=Jv
Kania, Elizabeth	733	Valley Catholic	80.5000	1	20	1
Brown, Lindsay	703	Scappoose	80.0000	2	18	1
Wilkerson, Bailey	691	Liberty	73.0000	3	16	1
Woolery, Alexandra	675	Hillsboro	66.0000	4	14	1
Otten, Chelsea	668	Hillsboro	62.5000	5	12	1
Freeman, Allison	719	Southridge	56.0000	6	11	1
Kofahl, Georgial	751	Wilson	53.0000	7	10	1
Jackson, Britta	749	Wilson	51.0000	8	9	1
Williams, Jared	730	St. Helens	49.5000	9	8	1
Wonders, Amanda	674	Hillsboro	49.0000	10	7	1
Story, Stefanie	721	Southridge	46.0000	11	6	1
Thomson, Kelley	722	Southridge	45.5000	12	5	1
Andreotti, Alex	702	Scappoose	44.0000	13	4	0
Fox, Maike	724	St. Helens	44.0000	13	4	1
Felker, Nick	645	Gaston	42.0000	15	2	1
Hinton, Elizabeth	633	Forest Grove	38.5000	16	1	1
Thurston, Haley	746	Westview	37.5000	17	1	1
Wortman, Kate	642	Forest Grove	31.5000	18	1	1
Meler, Melissa	646	Gaston	30.5000	19	1	1
Felker, Chelsea	644	Gaston	25.5000	20	1	1
Carey, Morgan	629	Forest Grove	2.0000	21	1	1

Trail
Individual Events

MEET-# 1

149

Sort for Active Participants

Event=> DATE==> February - 2008

Entered=> 45 247

Re-Sort to All Participants

Date: 03/27/08

Name	Number	Team	Score	Place	Points	1=Var // 0=Jv
Cokley, McKenzie	676	Knappa	84.0000	1	20	1
Harer, Allyson	658	Hillsboro	79.0000	2	18	1
Rawson, Leanne	688	Liberty	78.0000	3	16	1
Story, Stefanie	721	Southridge	71.0000	4	14	1
Jackson, Britta	749	Wilson	66.0000	5	12	1
Freeman, Allison	719	Southridge	65.5000	6	11	1
George, Katy	693	Lincoln	62.5000	7	10	1
Flannery, Olivia	652	Glencoe	60.5000	8	9	1
Schoeppner, Rosie	621	Beaverton	60.0000	9	8	1
Evans, Satoya	651	Glencoe	58.5000	10	7	1
O'Mahoney, Erin	608	Banks	55.5000	11	6	1
Scott, Raivenne	636	Forest Grove	55.5000	11	6	1
Thurston, Haley	746	Westview	52.5000	13	4	1
Miller, Kerry	720	Southridge	51.5000	14	3	1
Woodward, Shauna	723	Southridge	49.0000	15	2	1
Smith, Nicole	745	Westview	49.0000	15	2	1
Savage, Ashley	728	St. Helens	48.0000	17	1	1
Fowler, Alisha	657	Hillsboro	47.5000	18	1	1
Blumenfeld, Janel	616	Beaverton	42.0000	19	1	1
Starkman, Kathleen	670	Hillsboro	40.5000	20	1	0
Tarkelson, McKenzie	742	Vernonia	39.0000	21	1	1
Kendell, Ashley	605	Banks	38.0000	22	1	1
Chalupsky, Megan	602	Banks	37.5000	23	1	1
Spady, Stefanie	611	Banks	37.0000	24	1	1
Fort, Pender	679	Liberty	36.0000	25	1	1
Kilday, Kelsey	661	Hillsboro	35.5000	26	1	0
Batke, Morgan	648	Glencoe	34.0000	27	1	1
Felker, Nick	645	Gaston	31.5000	28	1	1
Schaus, Hannah	689	Liberty	29.0000	29	1	1
Sullivan, Melissa	639	Forest Grove	27.0000	30	1	1
Wilkerson, Bailey	691	Liberty	26.5000	31	1	0
Hessel, Mckenzie	748	Wilson	26.0000	32	1	1
Benes, Jamie	736	Vernonia	24.0000	33	1	1
Willison, Diana	641	Forest Grove	23.0000	34	1	1
Friton, Julia	681	Liberty	20.0000	35	1	1
Rollock, Christina	695	Lincoln	20.0000	35	1	1
Gordon, Jonette	632	Forest Grove	19.0000	37	1	1
Buchholz, Casie	743	Westview	17.5000	38	1	1
Chadeck, Allee	738	Vernonia	14.5000	39	1	1
Walker, Cody	734	Valley Catholic	12.0000	40	1	1
Williams, Tiegan	613	Banks	DQ	1001	-	0
Hansen, Paige	747	Wilson	DQ	1001	-	1
Williams, Chelsea	729	St. Helens	DQ	1001	-	1
Herman, Carly	659	Hillsboro	DQ	1001	-	0
MacMillan, Thad	664	Hillsboro	DQ	1001	-	0

Working Rancher
Individual Events

MEET-# 1

20

Sort for Active Pa

Event=> DATE==> February - 2008

Entered=>

19

247

Re-Sort to All Pa

Date: 03/27/08

Name	Number	Team	Score	Place	Points	1=Var // 0=Jv
Harer, Allyson	658	Hillsboro	82.5000	1	20	1
Otten, Chelsea	668	Hillsboro	77.5000	2	18	1
Schoeppner, Rosie	621	Beaverton	76.0000	3	16	1
Williams, Jared	730	St. Helens	74.5000	4	14	1
Savage, Ashley	728	St. Helens	73.0000	5	12	1
Rawson, Leanne	688	Liberty	70.5000	6	11	1
Evans, Satoya	651	Glencoe	65.5000	7	10	1
Williams, Chelsea	729	St. Helens	62.0000	8	9	1
Warlick, Kayla	673	Hillsboro	59.5000	9	8	1
Woodward, Shauna	723	Southridge	59.5000	9	8	1
Blumenfeld, Janel	616	Beaverton	53.0000	11	6	1
George, Katy	693	Lincoln	52.5000	12	5	1
Kaplan, Kelsea	660	Hillsboro	50.5000	13	4	1
Dunn, Jaimie	744	Westview	50.5000	13	4	1
Reichert, Ashley	727	St. Helens	48.0000	15	2	1
Ekman, Justine	718	Southridge	38.0000	16	1	1
Voelker, Amanda	654	Glencoe	36.0000	17	1	1
Kofahl, Georgial	751	Wilson	34.0000	18	1	1
Felker, Nick	645	Gaston	33.5000	19	1	1

Over Fences
Individual Events

MEET-# 1

Remember "nt" is used to give a participation point
"dq" gives no participation point

20

Sort for Active Part

Event=> DATE==> February - 2008 # Entered=> 22 247.00

Re-Sort to All Par

Date: 03/27/08

Name	Number	Team	judge #1	judge#2	Score	Place	Points	1=Var // 0=Jv
Chalupsky, Megan	602	Banks	63.0000		63	1	20	1
Chauncey, Lauren	617	Beaverton	57.0000		57	2	18	1
Hansen, Paige	747	Wilson	53.0000		53	3	16	1
Tinney, Erin	672	Hillsboro	53.0000		53	3	16	1
Rollock, Christina	695	Lincoln	49.0000		49	5	12	1
Peterson, Emily	713	Scappoose	48.0000		48	6	11	1
Kleck, Courtney	653	Glencoe	48.0000		48	6	11	1
Polich, Jacylyn	635	Forest Grove	45.0000		45	8	9	1
Thomson, Kelley	722	Southridge	45.0000		45	8	9	1
Lindahl, Allee	708	Scappoose	43.0000		43	10	7	1
Smith, Nicole	745	Westview	42.0000		42	11	6	1
Hessel, Mckenzie	748	Wilson	40.0000		40	12	5	1
Kilday, Kelsey	661	Hillsboro	39.0000		39	13	4	0
Rollock, Elizabeth	696	Lincoln	37.0000		37	14	3	1
Dennis, Chelsea	650	Glencoe	37.0000		37	14	3	1
Batke, Morgan	648	Glencoe	36.0000		36	16	1	1
Peterson, Hannah	714	Scappoose	35.0000		35	17	1	1
Baker, Nicole	698	Rainier	33.0000		33	18	1	1
Frasier, Adrian	680	Liberty	nt		-	1000	1	1
Mohr, Emily	686	Liberty	nt		-	1000	1	1
Buchholz, Casie	743	Westview	nt		-	1000	1	1
Moffit, Jenna	685	Liberty	dq		-	1001	-	1

Saddle Seat
Individual Events

MEET-# 1

80

Sort for Active

Event=> DATE==> February - 2008

Entered=> 10 247

Re-Sort to A

Date: 03/27/08

Name	Number	Team	Score	Place	Points	1=Var // 0=Jv
Cokley, McKenzie	676	Knappa	62.0000	1	20	1
Wonders, Amanda	674	Hillsboro	61.0000	2	18	1
Haugen, Stephanie	732	Valley Catholic	60.0000	3	16	1
Rollock, Elizabeth	696	Lincoln	58.0000	4	14	1
Savage, Ashley	728	St. Helens	52.0000	5	12	1
Thomson, Kelley	722	Southridge	52.0000	5	12	1
Cowan, Erica	678	Liberty	50.0000	7	10	1
Merril, Katie	665	Hillsboro	46.0000	8	9	1
Warkentin, Sarah	612	Banks	40.0000	9	8	1
Chalupsky, Megan	602	Banks	26.0000	10	7	1

Showmanship
Individual Events

MEET-# 1

184

Sort for Active Participants



Event=>

Entered=> 49

247

Re-Sort to All Participants

Date: 03/27/08

Name	Number	Team	Score	Place	Points	1=Var // 0=Jv
Jackson, Britta	749	Wilson	79.00	1	20	1
Freeman, Allison	719	Southridge	78.00	2	18	1
Kofahl, Georgial	751	Wilson	77.00	3	16	1
Kilday, Kelsey	661	Hillsboro	77.00	3	16	1
Harer, Allyson	658	Hillsboro	76.00	5	12	1
Moore, BreeAnne	667	Hillsboro	74.00	6	11	1
Flannery, Olivia	652	Glencoe	72.50	7	10	1
Story, Stefanie	721	Southridge	71.00	8	9	1
Cokley, McKenzie	676	Knappa	70.50	9	8	1
Ekman, Justine	718	Southridge	70.50	9	8	1
Woodward, Shauna	723	Southridge	70.50	9	8	1
Fort, Pender	679	Liberty	70.00	12	5	1
Schoeppner, Rosie	621	Beaverton	69.50	13	4	1
Blumenfeld, Janel	616	Beaverton	67.50	14	3	1
O'Mahoney, Erin	608	Banks	67.00	15	2	1
Evans, Satoya	651	Glencoe	66.50	16	1	1
Merril, Katie	665	Hillsboro	66.00	17	1	1
Thurston, Haley	746	Westview	66.00	17	1	1
Newgard, Jessica	752	Wilson	65.00	19	1	1
Meler, Melissa	646	Gaston	65.00	19	1	1
Kelley, Kristin	750	Wilson	64.00	21	1	1
Smith, Nicole	745	Westview	64.00	21	1	1
Felker, Chelsea	644	Gaston	62.00	23	1	1
Scott, Raivenne	636	Forest Grove	60.50	24	1	1
Webb, Robyn	690	Liberty	60.00	25	1	0
Kelso, Morgan	619	Beaverton	60.00	25	1	1
Starkman, Kathleen	670	Hillsboro	58.00	27	1	0
Tarkelson, McKenzie	742	Vernonia	57.00	28	1	1
George, Katy	693	Lincoln	56.00	29	1	1
Sullivan, Melissa	639	Forest Grove	55.00	30	1	1
Lindahl, Allee	708	Scappoose	54.00	31	1	0
Schiller, Dani	715	Scappoose	54.00	31	1	1
DuMont, Katie	618	Beaverton	53.00	33	1	1
Wortman, Kate	642	Forest Grove	49.00	34	1	1
King, Kaitlyn	684	Liberty	47.00	35	1	1
Clement, Marissa	739	Vernonia	47.00	35	1	1
Buchholz, Casie	743	Westview	47.00	35	1	1
Herman, Carly	659	Hillsboro	45.00	38	1	0
Gordon, Jonette	632	Forest Grove	43.00	39	1	1
MacMillan, Thad	664	Hillsboro	43.00	39	1	0
Williams, Tiegan	613	Banks	38.00	41	1	0
Griffiths, Lindsay	625	Clatskanie	38.00	41	1	1
Cowan, Erica	678	Liberty	38.00	41	1	1
Lilja, Rachel	662	Hillsboro	38.00	41	1	0
Kendell, Ashley	605	Banks	37.00	45	1	1
Spady, Stefanie	611	Banks	34.00	46	1	1
Seipel, Aaron	624	Century	34.00	46	1	1
Lang, Denise	620	Beaverton	29.00	48	1	1
Szlavich, Chantel	741	Vernonia	26.00	49	1	1

Dressage
Individual Events

MEET-# 1

Set Black

175

Sort for Active Participants

Event=> DATE==> February - 2008

Entered=>

43

247

Re-Sort to All Particants

Date: 03/27/08

Name	Number	Team	Score	Place	Points	1=Var // 0=Jv	Do Not Change
Merril, Katie	665	Hillsboro	187.0000	1	20	1	126
Rawson, Leanne	688	Liberty	181.0000	2	18	1	42
Haugen, Stephanie	732	Valley Catholic	177.0000	3	16	1	154
MacMillan, Kaitlin	663	Hillsboro	174.0000	4	14	1	124
Lindahl, Allee	708	Scappoose	172.0000	5	12	1	64
Grabhorn, Chelle	706	Scappoose	165.0000	6	11	1	62
Warkentin, Sarah	612	Banks	164.0000	7	10	1	19
Schoeppner, Rosie	621	Beaverton	162.0000	8	9	1	79
Wortman, Kate	642	Forest Grove	162.0000	8	9	1	115
Kilday, Kelsey	661	Hillsboro	159.0000	10	7	0	122
Smith, Nicole	745	Westview	157.0000	11	6	1	159
Savage, Ashley	728	St. Helens	154.0000	12	5	1	89
Hessel, Mckenzie	748	Wilson	152.0000	13	4	1	27
Polich, Jaclyln	635	Forest Grove	152.0000	13	4	1	108
Rollock, Elizabeth	696	Lincoln	149.0000	15	2	1	50
MacMillan, Thad	664	Hillsboro	149.0000	15	2	1	125
Starkman, Kathleen	670	Hillsboro	148.0000	17	1	0	130
Schaus, Hannah	689	Liberty	147.0000	18	1	1	43
Flannery, Olivia	652	Glencoe	147.0000	18	1	1	97
Batke, Morgan	648	Glencoe	145.0000	20	1	1	93
Rollock, Christina	695	Lincoln	140.0000	21	1	1	49
Cowan, Erica	678	Liberty	137.0000	22	1	1	32
King, Kaitlyn	684	Liberty	136.0000	23	1	1	38
Tarkelson, McKenzie	742	Vernonia	136.0000	23	1	1	143
Hansen, Paige	747	Wilson	132.0000	25	1	1	26
Felker, Chelsea	644	Gaston	132.0000	25	1	1	54
Fort, Pender	679	Liberty	129.0000	27	1	1	33
Lilja, Rachel	662	Hillsboro	129.0000	27	1	0	123
Cokley, McKenzie	676	Knappa	128.0000	29	1	1	52
Culver, Ali	630	Forest Grove	126.0000	30	1	1	103
Newgard, Jessica	752	Wilson	125.0000	31	1	1	31
Peterson, Hannah	714	Scappoose	120.0000	32	1	0	70
Mohr, Emily	686	Liberty	117.0000	33	1	1	40
Kendell, Ashley	605	Banks	113.0000	34	1	1	12
Williams, Tiegan	613	Banks	NT	1000	1	1	20
Kelley, Kristin	750	Wilson	NT	1000	1	1	29
Frasier, Adrian	680	Liberty	NT	1000	1	1	34
Overstreet, Ariel	687	Liberty	NT	1000	1	0	41
Meler, Melissa	646	Gaston	NT	1000	1	1	56
Peterson, Emily	713	Scappoose	NT	1000	1	0	69
Winship, Hailey	623	Beaverton	NT	1000	1	1	81
Dunn, Jaimie	744	Westview	NT	1000	1	1	158
Miller, Kerry	720	Southridge	DQ	1001	-	1	150
Herman, Laura	694	Lincoln			-		48

**Hunt Seat
Individual Events**

MEET-# 1

182

Sort for Active Participants

Event=> DATE==> February - 2008 # Entered=> 51

247

Re-Sort to All Particants

Date: 03/27/08

Name	Number	Team	Score	Place	Points	1=Var // 0=Jv
Woolery, Alexandra	675	Hillsboro	84.0000	1	20	1
Schoeppner, Rosie	621	Beaverton	80.0000	2	18	1
Merril, Katie	665	Hillsboro	80.0000	2	18	1
Haugen, Stephanie	732	Valley Catholic	79.50	4	14	1
Story, Stefanie	721	Southridge	78.5000	5	12	1
Freeman, Allison	719	Southridge	77.5000	6	11	1
Rawson, Leanne	688	Liberty	76.0000	7	10	1
Evans, Satoya	651	Glencoe	75.5000	8	9	1
MacMillan, Kaitlin	663	Hillsboro	73.0000	9	8	1
Otten, Chelsea	668	Hillsboro	73.0000	9	8	1
Thurston, Haley	746	Westview	71.00	11	6	1
Lindahl, Allee	708	Scappoose	69.5000	12	5	1
Chalupsky, Megan	602	Banks	68.0000	13	4	1
Wortman, Kate	642	Forest Grove	67.0000	14	3	1
Ekman, Justine	718	Southridge	66.5000	15	2	1
Jackson, Britta	749	Wilson	65.5000	16	1	1
Fowler, Alisha	657	Hillsboro	64.5000	17	1	1
Kilday, Kelsey	661	Hillsboro	64.5000	17	1	0
Moore, BreeAnne	667	Hillsboro	61.0000	19	1	1
Miller, Kerry	720	Southridge	57.5000	20	1	1
Cokley, McKenzie	676	Knappa	56.0000	21	1	1
Felker, Chelsea	644	Gaston	56.0000	21	1	1
Smith, Nicole	745	Westview	56.00	21	1	1
O'Mahoney, Erin	608	Banks	54.5000	24	1	1
George, Katy	693	Lincoln	54.5000	24	1	1
Batke, Morgan	648	Glencoe	54.0000	26	1	1
Rollock, Elizabeth	696	Lincoln	53.5000	27	1	1
Starkman, Kathleen	670	Hillsboro	53.5000	27	1	0
Fort, Pender	679	Liberty	52.5000	29	1	1
Polich, Jaclynn	635	Forest Grove	51.0000	30	1	1
Hansen, Paige	747	Wilson	49.0000	31	1	1
MacMillan, Thad	664	Hillsboro	48.0000	32	1	1
Kendell, Ashley	605	Banks	45.5000	33	1	1
Flannery, Olivia	652	Glencoe	45.5000	33	1	1
Tinney, Erin	672	Hillsboro	44.0000	35	1	0
Rollock, Christina	695	Lincoln	39.5000	36	1	1
Cowan, Erica	678	Liberty	37.5000	37	1	1
Woodward, Shauna	723	Southridge	37.5000	37	1	1
Culver, Ali	630	Forest Grove	35.5000	39	1	1
Buchholz, Casie	743	Westview	35.00	40	1	1
Mohr, Emily	686	Liberty	32.5000	41	1	1
Shafer, Dana	647	Gaston	31.0000	42	1	1
Frasier, Adrian	680	Liberty	29.5000	43	1	1
Kelley, Kristin	750	Wilson	28.0000	44	1	1
Newgard, Jessica	752	Wilson	27.0000	45	1	1
Williams, Tiegan	613	Banks	21.5000	46	1	1
Schaus, Hannah	689	Liberty	20.0000	47	1	1
Winship, Hailey	623	Beaverton	18.5000	48	1	1
King, Kaitlyn	684	Liberty	14.0000	49	1	1
Pallett, LeeAnn	609	Banks			-	
Peterson, Emily	713	Scappoose			-	0
Peterson, Hannah	714	Scappoose			-	0

Stock Seat
Individual Events

MEET-# 1

181

Sort for Active Participants

Event=> DATE==> February - 2008

Entered=>

46

247

Re-Sort to All Particants

Date: 03/27/08

Name	Number	Team	Score	Place	Points	1=Var // 0=Jv
Woolery, Alexandra	675	Hillsboro	77.0000	1	20	1
Freeman, Allison	719	Southridge	76.5000	2	18	1
Story, Stefanie	721	Southridge	76.5000	2	18	1
Evans, Satoya	651	Glencoe	75.5000	4	14	1
Jackson, Britta	749	Wilson	75.0000	5	12	1
Rawson, Leanne	688	Liberty	74.5000	6	11	1
Moore, BreeAnne	667	Hillsboro	74.5000	6	11	1
Otten, Chelsea	668	Hillsboro	74.5000	6	11	1
Kania, Elizabeth	733	Valley Catholic	73.5000	9	8	1
Merril, Katie	665	Hillsboro	72.5000	10	7	1
Rogerson, Haylay	669	Hillsboro	72.5000	10	7	0
Flannery, Olivia	652	Glencoe	72.0000	12	5	1
Kofahl, Georgial	751	Wilson	71.5000	13	4	1
Ekman, Justine	718	Southridge	68.5000	14	3	1
Wilkerson, Bailey	691	Liberty	67.0000	15	2	1
Thurston, Haley	746	Westview	67.0000	15	2	1
Wortman, Kate	642	Forest Grove	66.0000	17	1	1
Thomson, Kelley	722	Southridge	64.0000	18	1	1
Felker, Nick	645	Gaston	63.0000	19	1	1
Spady, Stefanie	611	Banks	61.0000	20	1	1
George, Katy	693	Lincoln	61.0000	20	1	1
Hinton, Elizabeth	633	Forest Grove	60.0000	22	1	1
Woodward, Shauna	723	Southridge	60.0000	22	1	1
Tobey, Tori	601	Astoria	59.0000	24	1	1
Williams, Jared	730	St. Helens	59.0000	24	1	1
Felker, Chelsea	644	Gaston	58.0000	26	1	1
Fort, Pender	679	Liberty	57.0000	27	1	1
Fowler, Alisha	657	Hillsboro	55.0000	28	1	1
DuMont, Katie	618	Beaverton	50.0000	29	1	1
Blumenfeld, Janel	616	Beaverton	44.0000	30	1	1
Shafer, Dana	647	Gaston	43.0000	31	1	1
Meler, Melissa	646	Gaston	39.0000	32	1	1
Kendell, Ashley	605	Banks	36.0000	33	1	1
Cowan, Erica	678	Liberty	36.0000	33	1	1
Carey, Morgan	629	Forest Grove	34.0000	35	1	1
Gordon, Jonette	632	Forest Grove	30.0000	36	1	1
Polich, Jaclyln	635	Forest Grove	29.0000	37	1	1
Herman, Carly	659	Hillsboro	26.0000	38	1	0
Elliot, Kendra	631	Forest Grove	25.0000	39	1	1
Willison, Diana	641	Forest Grove	24.0000	40	1	1
Pallett, LeeAnn	609	Banks	17.0000	41	1	0
Walker, Cody	734	Valley Catholic	15.0000	42	1	1
Griffiths, Lindsay	625	Clatskanie	14.0000	43	1	1
Coleman, Nicole J.	699	Rainier	NT	1000	1	1
VanWinkle, Katie	731	St. Helens	DQ	1001	-	1
Culver, Ali	630	Forest Grove	DQ	1001	-	0

**Working Pairs
Team Events**

MEET-# 1

12

318

234

TEAMS RUN
TEAMS DQ

25
0

25

School	Event=>	DATE==>	February - 2008	Total Entries =>	28	ok	Team			
Letter	School #	School	#	Rider (1)	#	Rider (2)	Score	Place	Points	Points
A	OR-NWD-09-L	Hillsboro	663	MacMillan, Kaitlin	665	Merrill, Kathryn	73.5000	1	40	40
A	OR-NWD-15-S	Southridge	718	Ekman, Justine	719	Freeman, Allison	62.5000	2	36	36
B	OR-NWD-14-L	Scappoose	710	Olson, Courtney	712	Pentecost, Melissa	60.0000	3	32	32
A	OR-NWD-11-L	Liberty	679	Fort, Pender	688	Rawson, Leanne	59.5000	4	28	28
C	OR-NWD-06-L	Forest Grove	636	Scott, Raivenne	630	Culver, Alison	59.5000	4	28	28
A	OR-NWD-19-S	Westview	746	Thurston, Haley	745	Smith, Nicole	58.0000	6	22	22
A	OR-NWD-06-L	Forest Grove	635	Polich, Jaclyn	642	Wortman, Kate	57.5000	7	20	-
A	OR-NWD-02-L	Banks	602	Chalupsky, Megan	612	Warkentin, Sarah	55.5000	8	18	18
C	OR-NWD-16-M	St Helens	731	VanWinkle, Katie	730	Williams, Jared	54.5000	9	16	16
C	OR-NWD-09-L	Hillsboro	672	Tinney, Erin	673	Warlick, Kayla	52.5000	10	14	-
C	OR-NWD-14-L	Scappoose	713	Peterson, Emily	714	Peterson, Hannah	50.0000	11	12	-
B	OR-NWD-03-M	Beaverton	617	Chauncey, Lauren	618	DuMont, Katie	48.0000	12	10	10
D	OR-NWD-09-L	Hillsboro	658	Harer, Allyson	674	Wonders, Amanda	45.5000	13	8	-
B	OR-NWD-16-M	St Helens	727	Reichelt, Ashley	728	Savage, Ashley	44.5000	14	6	-
B	OR-NWD-02-L	Banks	606	Lorenz, Christina	607	Lorenz, Danielle	44.0000	15	4	-
A	OR-NWD-14-L	Scappoose	706	Grabhorn, Chelle	708	Lindahl, Allee	44.0000	15	4	-
B	OR-NWD-15-S	Southridge	722	Thomson, Kelley	723	Woodward, Shauna	44.0000	15	4	-
D	OR-NWD-11-L	Liberty	681	Friton, Julia	684	King, Kaitlyn	43.0000	18	2	-
C	OR-NWD-11-L	Liberty	685	Moffit, Jenna	687	Overstreet, Ariel	41.0000	19	2	-
B	OR-NWD-06-L	Forest Grove	637	Spahn, Jaclyn	633	Hinton, Elizabeth	40.0000	20	2	-
A	OR-NWD-16-M	St Helens	725	Jones, Alishea	726	Paulson, Lindsay	38.5000	21	2	-
B	OR-NWD-11-L	Liberty	689	Schaus, Hannah	691	Wilkerson, Bailey	36.5000	22	2	-
B	OR-NWD-08-M	Glencoe	653	Kleck, Courtney	654	Voelker, AJ	32.0000	23	2	2
A	OR-NWD-18-M	Vernonia	737	Carr, Brianna	740	Paleck, Ashley	27.0000	24	2	2
A	OR-NWD-08-M	Glencoe	648	Batke, Morgan	650	Dennis, Chelsea	22.5000	25	2	-
C	OR-NWD-02-L	Banks	608	O'Mahony, Erin	611	Spady, Stefanie	DQ	1,001	-	-
E	OR-NWD-11-L	Liberty	680	Fraser, Adrian	682	Hydorn, Rachae			-	-
A	OR-NWD-12-S	Lincoln	695	Rollock, Christina	696	Rollock, Elizabeth			-	-

**Canadian Flags
Team Events**

18

260

190

TEAMS RUN
TEAMS DQ

16

1

17

4 Event=> DATE==> February - 2008 Total Entries =>

Date: 03/27/08

Alt

#	School	Team	#	#	#	#	#	jv	Score	x	Place	Points	Points
A	R-NWD-14-L	Scappoose	704	705	710	716		1	36.1800	9,963.82	1	40	40.00
A	R-NWD-09-L	Hillsboro	673	671	674	672		1	36.5400	9,963.46	2	36	36.00
A	-NWD-16-M	St Helens	724	725	726	730		1	37.4900	9,962.51	3	32	32.00
C	R-NWD-14-L	Scappoose	703	709	711	717		0	46.0200	9,953.98	4	28	-
A	R-NWD-06-L	Forest Grove	637	636	633	642		1	52.7400	9,947.26	5	24	24.00
A	R-NWD-11-L	Liberty	685	687	688	689	682	1	57.9600	9,942.04	6	22	22.00
B	R-NWD-06-L	Forest Grove	632	634	639	641		0	58.4500	9,941.55	7	20	-
C	R-NWD-09-L	Hillsboro	657	664	665	663		0	68.2000	9,931.80	8	18	-
A	-NWD-03-M	Beaverton	617	618	619	623		1	72.5700	9,927.43	9	16	16.00
A	R-NWD-02-L	Banks	603	602	612	614		1	75.8400	9,924.16	10	14	14.00
B	R-NWD-14-L	Scappoose	702	705	706	712		0	NT	-	1,000	2	-
B	R-NWD-09-L	Hillsboro	669	660	656	658		0	NT	-	1,000	2	-
A	-NWD-18-M	Vernonia	735	736	737	740		1	NT	-	1,000	2	2.00
A	R-NWD-13-S	Rainier	698	699	701			1	NT	-	1,000	2	2.00
A	R-NWD-15-S	Southridge	718	721	722	723		1	NT	-	1,000	2	2.00
B	R-NWD-02-L	Banks	602	604	615	612		0	SCRATCH	-	1,001	0	-
A	R-NWD-19-S	Westview	746	745	744	743		1	SCRATCH	-	1,001	0	-

Birangle
Team Events

15

354

160

TEAMS RUN 47
TEAMS DQ 0

2 Event=> DATE==> Febru: 50
Date: 03/27/08

Letter	School #	School	#	#	1=Var // 0=Jv	Raw Score	Penalty	Total Score	Place	Points	Team Points
A	R-NWD-16	St Helens	724	731	1	26.0500		26.05	1	40	40
A	R-NWD-14	Scappoose	704	716	1	26.6600		26.66	2	36	36
B	R-NWD-14	Scappoose	703	715	0	26.7000		26.70	3	32	0
B	R-NWD-09	Hillsboro	671	672	1	27.1000		27.10	4	28	28
E	R-NWD-14	Scappoose	717	712	0	27.7200		27.72	5	24	0
D	R-NWD-16	St Helens	725	726	0	28.0100		28.01	6	22	0
C	R-NWD-14	Scappoose	702	710	0	28.0500		28.05	7	20	0
C	R-NWD-16	St Helens	727	730	0	28.4900		28.49	8	18	0
A	R-NWD-13	Rainier	698	701	1	28.5400		28.54	9	16	16
D	R-NWD-14	Scappoose	705	706	0	28.5900		28.59	10	14	0
E	R-NWD-09	Hillsboro	656	658	0	28.7600		28.76	11	12	0
A	R-NWD-02	Banks	606	607	1	28.8600		28.86	12	10	10
A	R-NWD-18	Vernonia	737	740	1	29.1900		29.19	13	8	8
C	R-NWD-06	Forest Grove	641	634	1	29.4200		29.42	14	6	6
C	R-NWD-03	Beaverton	617	619	1	29.5200		29.52	15	4	4
A	R-NWD-08	Glencoe	653	654	1	29.5600		29.56	16	2	2
B	R-NWD-18	Vernonia	735	736	0	29.6300		29.63	17	2	0
A	R-NWD-09	Hillsboro	673	674	0	30.3500		30.35	18	2	0
F	R-NWD-09	Hillsboro	669	665	0	30.5300		30.53	19	2	0
D	R-NWD-11	Liberty	685	687	1	30.5500		30.55	20	2	2
C	R-NWD-09	Hillsboro	660	657	0	31.5100		31.51	21	2	0
B	R-NWD-06	Forest Grove	637	642	0	31.6000		31.60	22	2	0
A	R-NWD-06	Forest Grove	636	633	0	32.1600		32.16	23	2	0
D	R-NWD-09	Hillsboro	663	664	0	33.7000		33.70	24	2	0
B	R-NWD-16	St Helens	728	729	0	34.6800		34.68	25	2	0
C	R-NWD-02	Banks	602	612	0	34.9000		34.90	26	2	0
A	R-NWD-15	Southridge	718	720	1	35.1200		35.12	27	2	2
B	R-NWD-15	Southridge	722	723	0	35.3900		35.39	28	2	0
A	R-NWD-05	Clatskanie	626	627	1	36.0700		36.07	29	2	2
C	R-NWD-18	Vernonia	739	742	0	36.8600		36.86	30	2	0
B	R-NWD-02	Banks	603	610	0	36.8700		36.87	31	2	0
A	R-NWD-03	Beaverton	616	621	0	36.8700		36.87	31	2	0
E	R-NWD-06	Forest Grove	632	629	0	37.9600		37.96	33	2	0
B	R-NWD-03	Beaverton	618	623	0	38.3000		38.30	34	2	0
B	R-NWD-11	Liberty	689	691	0	39.7600		39.76	35	2	0
C	R-NWD-08	Glencoe	648	650	0	39.9400		39.94	36	2	0
A	R-NWD-01	Astoria	600	601	1	40.8000		40.80	37	2	2
D	R-NWD-02	Banks	604	615	0	43.2900		43.29	38	2	0
D	R-NWD-06	Forest Grove	631	639	0	43.7100		43.71	39	2	0
D	R-NWD-08	Glencoe	651	652	0	43.8900		43.89	40	2	0
B	R-NWD-08	Glencoe	655	649	0	49.8300		49.83	41	2	0
D	R-NWD-18	Vernonia	741	738	0	50.4700		50.47	42	2	0
A	R-NWD-11	Liberty	688	679	0	50.8600		50.86	43	2	0
E	R-NWD-02	Banks	609	614	0	NT		-	1,000	2	0
C	R-NWD-11	Liberty	681	684	0	NT		-	1,000	2	0
F	R-NWD-14	Scappoose	709	711	0	NT		-	1,000	2	0
A	R-NWD-17	Valley Catholic	733	734	1	NT		-	1,000	2	2
C	R-NWD-15	Southridge	719	721	0	SCRATCH		-	1,001	0	0
A	R-NWD-19	Westview	743	744	1	SCRATCH		-	1,001	0	0
B	R-NWD-19	Westview	746	745	0	SCRATCH		-	1,001	0	0

**Team Penning
Team Events**

Total Entries ==>

FINAL SORT

500

<>

TEAMS RUN

13

318

252

29

TEAMS DQ

0

29

Event=> DATE==> TOTAL ENTRIES==>
Date: 03/27/08

#	School	Team	#	#	#	Catch 1	Time 1	Catch 2	Time 2	Catch 3	Time 3	Go Score	Catch Score	Time Score	Total Score	1=Var // 0=Jv	Place	Points	Points
A	OR-NW	St Helens	724	727	730	1	77.40	2	80.21	2	80.96	3	5	239	32,261.43	1	1	40	40.00
A	OR-NW	Glencoe	653	654	655	1	84.09	2	81.00	2	82.22	3	5	247	32,252.69	1	2	36	36.00
B	OR-NW	Banks	603	608	615	1	75.80	1	84.19	1	84.67	3	3	245	31,255.34	1	3	32	32.00
B	OR-NW	Hillsboro	671	658	669	3	71.29	3	73.23	-	nt	2	6	145	22,855.48	1	4	28	28.00
D	OR-NW	Banks	605	606	607	3	73.87	2	77.84	-	nt	2	5	152	22,348.29	0	5	24	-
A	OR-NW	Vernonia	735	736	737	1	80.41	3	62.93	-	nt	2	4	143	21,856.66	1	6	22	22.00
C	OR-NW	Forest Grove	642	637	639	-	nt	2	76.21	2	86.71	2	4	163	21,837.08	1	7	20	20.00
B	OR-NW	St Helens	731	728	729	-	nt	1	89.00	2	61.77	2	3	151	21,349.23	1	8	18	18.00
A	OR-NW	Westview	744	743	746	-	nt	1	76.67	2	81.31	2	3	158	21,342.02	1	9	16	16.00
A	OR-NW	Scappoose	710	712	716	-	nt	1	83.03	2	82.97	2	3	166	21,334.00	1	10	14	14.00
A	OR-NW	Rainier	698	699	701	2	84.72	-	nt	1	81.59	2	3	166	21,333.69	1	11	12	12.00
B	OR-NW	Beaverton	623	618	622	-	nt	1	76.44	1	88.29	2	2	165	20,835.27	1	12	10	10.00
A	OR-NW	Hillsboro	673	674	672	-	nt	-	nt	3	40.54	1	3	41	11,459.46	0	13	8	-
B	OR-NW	Vernonia	739	740	742	2	71.17	-	nt	-	nt	1	2	71	10,928.83	0	14	6	-
C	OR-NW	Hillsboro	664	663	665	2	79.45	-	nt	-	nt	1	2	79	10,920.55	0	15	4	-
B	OR-NW	Scappoose	702	704	706	-	nt	-	nt	2	80.31	1	2	80	10,919.69	0	16	2	-
A	OR-NW	Southridge	718	722	723	2	80.40	-	nt	-	nt	1	2	80	10,919.60	1	17	2	2.00
D	OR-NW	Hillsboro	656	660	657	-	nt	-	nt	1	61.35	1	1	61	10,438.65	0	18	2	-
A	OR-NW	Astoria	600	601		-	nt	-	nt	1	72.27	1	1	72	10,427.73	1	19	2	2.00
B	OR-NW	Liberty	679	689	691	1	74.70	-	nt	-	nt	1	1	75	10,425.30	0	20	2	-
C	OR-NW	Banks	604	609	613	-	nt	1	77.40	-	nt	1	1	77	10,422.60	0	21	2	-
B	OR-NW	Forest Grove	641	633	631	-	nt	1	80.10	-	nt	1	1	80	10,419.90	0	22	2	-
A	OR-NW	Forest Grove	634	636	630	-	nt	1	81.71	-	nt	1	1	82	10,418.29	0	23	2	-
C	OR-NW	Scappoose	705	709	717	-	nt	-	nt	1	89.14	1	1	89	10,410.86	0	24	2	-
A	OR-NW	Banks	602	610	612	-	nt	-	nt	-	nt	-	-	-	-	0	25	2	-
A	OR-NW	Liberty	682	687	688	-	nt	-	nt	-	nt	-	-	-	-	0	25	2	-
C	OR-NW	Liberty	681	684	685	-	nt	-	nt	-	nt	-	-	-	-	0	25	2	-
A	OR-NW	Beaverton	616	619	617	-	nt	-	nt	-	nt	-	-	-	-	0	25	2	-
D	OR-NW	Forest Grove	635	632	629	-	nt	-	nt	-	nt	-	-	-	-	0	25	2	-

IHOR
Team Events

Time Penalties
minutes/seconds 5.00-5.59 (10)
6.00-6.59 (20)
7.00-7.59 (30)

13 294
TEAM RUN 17
TEAM DQ 0

Event=> 18
DATE=> February - 2008



Manual added Penalty, Such as over start line

Date: 03/27/08 8.00-8.59 (40)

#	Team	#	#	#	#	#	Raw Score	Time	Penalty	Penalty	Adj. Score	v/jv	Place	Points
A	Hillsboro	658	665	675	674		307.5000	5.3300	(10)		297.50	1	1	40
A	Southridge	718	719	721	723		304.0000	7.0100	(30)		274.00	1	2	36
A	Beaverton	616	617	618	621		237.0000	6.1300	(20)		217.00	1	3	32
A	Liberty	682	688	690	691		230.0000	7.2400	(30)		200.00	1	4	28
B	Hillsboro	668	667	659	660		208.0000	5.4600	(10)		198.00	0	5	24
A	Banks	602	608	611	612		204.0000	6.3600	(20)		184.00	1	6	22
A	Scappoose	710	715	716	706		192.0000	6.2600	(20)		172.00	1	7	20
A	St Helens	729	727	728	731		180.0000	5.2000	(10)		170.00	1	8	18
A	Forest Grove	636	632	637	633		181.0000	6.5000	(20)		161.00	1	9	16
C	Hillsboro	673	672	669	670		186.0000	7.1600	(30)		156.00	0	10	14
A	Vernonia	737	738	739	742		206.0000	10.3700	(60)		146.00	1	11	12
A	Glencoe	650	652	649	655		175.0000	7.1000	(30)		145.00	1	12	10
B	Forest Grove	641	639	631	634		166.0000	10.2000	(60)		106.00	0	13	8
B	Scappoose	713	714	707	708		124.5000	6.5000	(20)		104.50	0	14	6
A	Gaston	644	645	646	647		149.0000	11.4800	(70)		79.00	1	15	4
B	Liberty	678	679	687	689		154.0000	12.5900	(80)		74.00	0	16	2
A	Rainier	698	699	701			133.0000	15.0400	(110)		23.00	1	17	2
A	Westview	746	745	744	743		DQ	DQ	(40)		-	1	1,001	-

Drill
Team Events

MEET-# 1

10

160

TEAM RUN 5
TEAM DQ 0
ok

Event=> DATE==> February - 2008
Date: 03/27/08

#	School	Team	R-1	R-2	R-3	R-4	R-5	R-6	R-7	R-8	Judge 1	Judge 2	Judge 3	Judge 4	Total Score	Place	Points
A	OR-NWD-14-L	Scappoose	702	704	705	706	710	712	715	716	173.00	199.00			372	1	40
A	OR-NWD-06-L	Forest Grove	629	630	635	636	637	641	642	643	166.50	193.00			359.5	2	36
A	OR-NWD-09-L	Hillsboro	656	658	660	663	664	672	673	674	161.75	196.00			357.75	3	32
A	OR-NWD-11-L	Liberty	679	682	685	687	688	691	689		156.50	182.00			338.5	4	28
A	OR-NWD-02-L	Banks	602	603	604	605	607	611	612	614	147.25	183.00			330.25	5	24

Drill - Workin MEET-# 1
Team Events

108

108

TEAM RUN 3

TEAM DQ 0

ok

3

Event=> DATE==> February - 2008
 Date: 03/27/08

#	School #	School	R-1	R-2	R-3	R-4	Judge 1	Judge 2	Score	Place	Points	1=Var / 0=Jv	Team Points
A	OR-NWD-16-M	St Helens	725	726	727	728	153.5000	191.0000	344.500	1	40	1	40
A	OR-NWD-03-M	Beaverton	616	617	618	619	139.5000	185.0000	324.500	2	36	1	36
A	OR-NWD-18-M	Vernonia	735	736	737	740	145.5000	178.0000	323.500	3	32	1	32

NORTHWEST DISTRICT MEET-# 1
OHSET

Date=> 03/27/08

MUST BE IN ALPHA ORDER

2,754

- <= Control

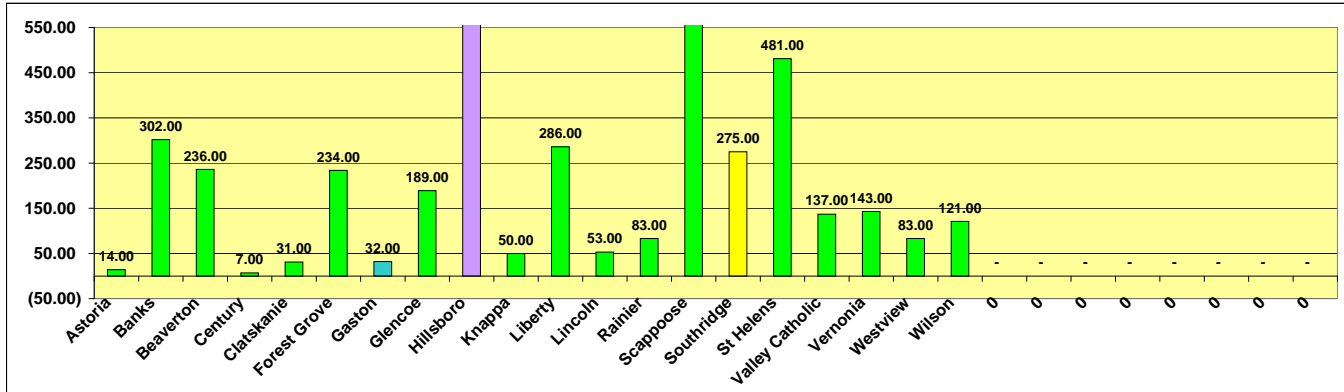
DATE=> February - 2008

152

Team Code	Team	No. of Athletes	Place	Individual Points	Working Pairs	Canadian Flags	Birangle	Team Penning	IHOR	Drill	Drill Working 4	Total Points	Total	Limit
When Sorting - Sort only A8.C35														
OR-NWD-01-S	Astoria	2	19	10	-	-	2	2	-	-	-	4	14	10
OR-NWD-02-L	Banks	14	4	182	18	14	10	32	22	24	-	120	302	51
OR-NWD-03-M	Beaverton	8	7	128	10	16	4	10	32	-	36	108	236	36
OR-NWD-04-S	Century	1	20	7	-	-	-	-	-	-	-	-	7	2
OR-NWD-05-S	Clatskanie	3	18	29	-	-	2	-	-	-	-	2	31	12
OR-NWD-06-L	Forest Grove	16	8	104	28	24	6	20	16	36	-	130	234	51
OR-NWD-07-S	Gaston	4	17	28	-	-	-	-	4	-	-	4	32	19
OR-NWD-08-M	Glencoe	8	9	149	2	-	2	36	-	-	-	40	189	40
OR-NWD-09-L	Hillsboro	19	1	532	40	36	28	28	40	32	-	204	736	51
OR-NWD-10-S	Knappa	2	16	50	-	-	-	-	-	-	-	-	50	9
OR-NWD-11-L	Liberty	14	5	178	28	22	2	-	28	28	-	108	286	51
OR-NWD-12-S	Lincoln	6	15	53	-	-	-	-	-	-	-	-	53	13
OR-NWD-13-S	Rainier	4	13	51	-	2	16	12	2	-	-	32	83	14
OR-NWD-14-L	Scappoose	16	2	413	32	40	36	14	20	40	-	182	595	51
OR-NWD-15-S	Southridge	6	6	197	36	2	2	2	36	-	-	78	275	30
OR-NWD-16-M	St Helens	8	3	277	16	32	40	58	18	-	40	204	481	38
OR-NWD-17-S	Valley Catholic	3	11	135	-	-	2	-	-	-	-	2	137	15
OR-NWD-18-M	Vernonia	8	10	65	2	2	8	22	12	-	32	78	143	38
OR-NWD-19-S	Westview	4	13	45	22	-	-	16	-	-	-	38	83	20
OR-NWD-20-S	Wilson	6	12	121	-	-	-	-	-	-	-	-	121	24
				-	-	-	-	-	-	-	-	-	-	0
				-	-	-	-	-	-	-	-	-	-	0
				-	-	-	-	-	-	-	-	-	-	0
				-	-	-	-	-	-	-	-	-	-	0
				-	-	-	-	-	-	-	-	-	-	0
				-	-	-	-	-	-	-	-	-	-	0
				-	-	-	-	-	-	-	-	-	-	0
				-	-	-	-	-	-	-	-	-	-	0
				-	-	-	-	-	-	-	-	-	-	0

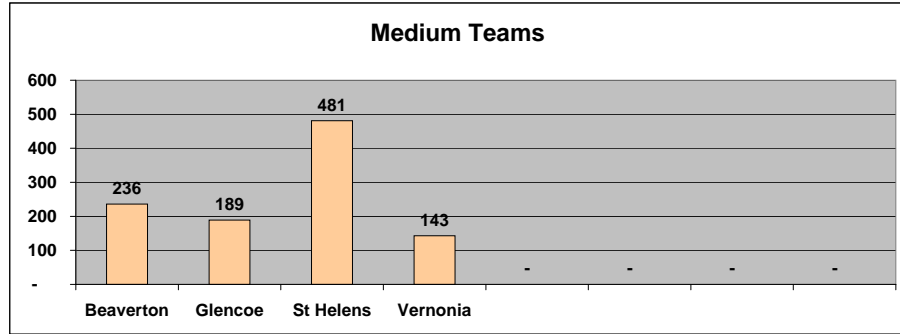
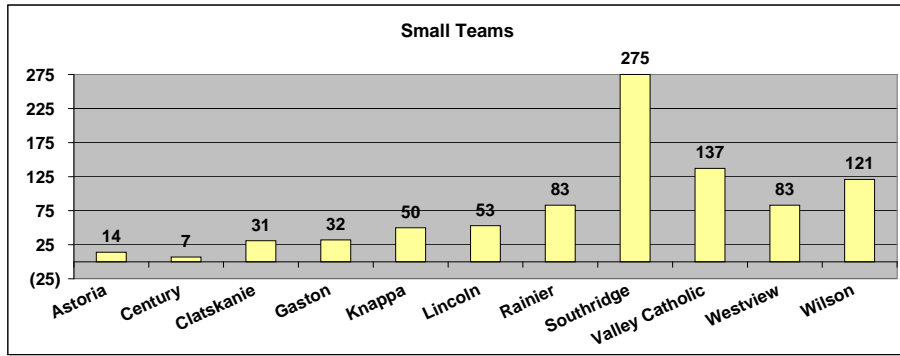
152

Astoria	Banks	Beaverton	Century	Clatskanie	Forest Grove	Gaston	Glencoe	Hillsboro	Knappa	Liberty	Lincoln	Rainier	Scappoose	Southridge	St Helens	Valley Catholic	Vernonia	Westview	Wilson
14.00	302.00	236.00	7.00	31.00	234.00	32.00	189.00	736.00	50.00	286.00	53.00	83.00	595.00	275.00	481.00	137.00	143.00	83.00	121.00

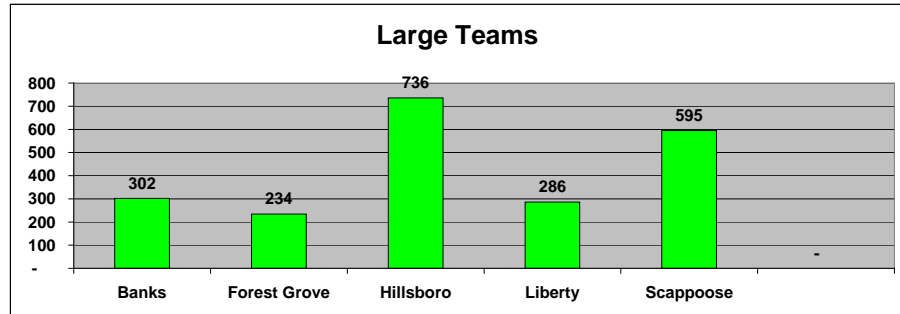


Junc City

Small team 0-6		Points	
OR-NWD-01-S	Astoria	14	S
OR-NWD-04-S	Century	7	S
OR-NWD-05-S	Clatskanie	31	S
OR-NWD-07-S	Gaston	32	S
OR-NWD-10-S	Knappa	50	S
OR-NWD-12-S	Lincoln	53	S
OR-NWD-13-S	Rainier	83	S
OR-NWD-15-S	Southridge	275	S
OR-NWD-17-S	Valley Catholic	137	S
OR-NWD-19-S	Westview	83	S
OR-NWD-20-S	Wilson	121	S
Medium team 7-10		Points	
OR-NWD-03-M	Beaverton	236	M
OR-NWD-08-M	Glencoe	189	M
OR-NWD-16-M	St Helens	481	M
OR-NWD-18-M	Vernonia	143	M
Large Team 11 >		Points	
OR-NWD-02-L	Banks	302	L
OR-NWD-06-L	Forest Grove	234	L
OR-NWD-09-L	Hillsboro	736	L
OR-NWD-11-L	Liberty	286	L
OR-NWD-14-L	Scappoose	595	L



SENIORS	28	
JUNIORS	39	
SOPHOMORES	49	
FRESHMAN	36	152
FIRST YEAR ATHLETES	60	



NORTHWEST DISTRICT

DATE==> February - 2008

T

Break-Away			
Time Driven Event			
Name	Number	Team	Place
Williams, Jared	730	St Helens	1
Gale, Payton	705	Scappoose	2
Wonders, Amanda	674	Hillsboro	3
Steer Daubing			
Time Driven Event			
Name	Number	Team	Place
Williams, Clairissa	716	Scappoose	1
Kleck, Courtney	653	Glencoe	2
Benes, Bryan	735	Vernonia	3
Figure 8			
Time Driven Event			
Name	Number	Team	Place
Williams, Clairissa	716	Scappoose	1
Andreotti, Alex	702	Scappoose	2
Brown, Lindsay	703	Scappoose	3
Barrels			
Time Driven Event			
Name	Number	Team	Place
Jones, Alishea	725	St Helens	1
Williams, Clairissa	716	Scappoose	2
Wonders, Amanda	674	Hillsboro	3
Flags			
Time Driven Event			
Name	Number	Team	Place
Olson, Courtney	710	Scappoose	1
Gale, Payton	705	Scappoose	2
Warlick, Kayla	673	Hillsboro	3
Keyhole			
Time Driven Event			
Name	Number	Team	Place
Reichert, Ashley	727	St Helens	1
Warlick, Kayla	673	Hillsboro	2
Baker, Nicole	698	Rainier	3
Poles			
Time Driven Event			
Name	Number	Team	Place
Brown, Lindsay	703	Scappoose	1
Jones, Alishea	725	St Helens	2
Baker, Nicole	698	Rainier	3

Reining			
Non-Time Driven Event			
Name	Number	Team	Place
Kania, Elizabeth	733	Valley Catholic	1
Brown, Lindsay	703	Scappoose	2
Wilkerson, Bailey	691	Liberty	3
Trail			
Non-Time Driven Event			
Name	Number	Team	Place
Cokley, McKenzie	676	Knappa	1
Harer, Allyson	658	Hillsboro	2
Rawson, Leanne	688	Liberty	3
Working Rancher			
Non-Time Driven Event			
Name	Number	Team	Place
Harer, Allyson	658	Hillsboro	1
Otten, Chelsea	668	Hillsboro	2
Schoeppner, Rosie	621	Beaverton	3
Over Fences			
Non-Time Driven Event			
Name	Number	Team	Place
Chalupsky, Megan	602	Banks	1
Chauncey, Lauren	617	Beaverton	2
Hansen, Paige	747	Wilson	3
Tinney, Erin	672	Hillsboro	3
Saddle Seat			
Non-Time Driven Event			
Name	Number	Team	Place
Cokley, McKenzie	676	Knappa	1
Wonders, Amanda	674	Hillsboro	2
Haugen, Stephanie	732	Valley Catholic	3
Showmanship			
Non-Time Driven Event			
Name	Number	Team	Place
Jackson, Britta	749	Wilson	1
Freeman, Allison	719	Southridge	2
Kofahl, Georgial	751	Wilson	3
Kilday, Kelsey	661	Hillsboro	3
Dressage			
Non-Time Driven Event			
Name	Number	Team	Place
Merrill, Kathryn	665	Hillsboro	1
Rawson, Leanne	688	Liberty	2
Haugen, Stephanie	732	Valley Catholic	3

Driving			
Non-Time Driven Event			
Name	Number	Team	Place
Haugen, Stephanie	732	Valley Catholic	1
Harer, Allyson	658	Hillsboro	2
Woolery, Alexandra	675	Hillsboro	3

In Hand Trail			
Non-Time Driven Event			
Name	Number	Team	Place
Harer, Allyson	658	Hillsboro	1
Woolery, Alexandra	675	Hillsboro	2
Moore, BreeAnne	667	Hillsboro	3

Hunt Seat			
Non-Time Driven Event			
Name	Number	Team	Place
Woolery, Alexandra	675	Hillsboro	1
Schoeppner, Rosie	621	Beaverton	2
Merrill, Kathryn	665	Hillsboro	2
Haugen, Stephanie	732	Valley Catholic	4

Stock Seat			
Non-Time Driven Event			
Name	Number	Team	Place
Woolery, Alexandra	675	Hillsboro	1
Freeman, Allison	719	Southridge	2
Story, Stefanie	721	Southridge	2
Evans, Satoya	651	Glencoe	4

Canadian Flags											
Team Event											
School	Number		Number		Number		Number		Alt. #	Team	Place
Scappoose	704	Engstrom, Taylor	705	Gale, Payton	710	Olson, Courtney	716	Williams, Clairissa	0	A	1
Hillsboro	673	Wartick, Kayla	671	Steele, Jamie	674	Wonders, Amanda	672	Tinney, Erin	0	A	2
St Helens	724	Fox, Maïke	725	Jones, Alishea	726	Paulson, Lindsay	730	Williams, Jared	0	A	3

Birangle						
Team Event						
School	Number		Number	Team	Place	
St Helens	724	Fox, Maïke	731	VanWinkle, Katie	A	1
Scappoose	704	Engstrom, Taylor	716	Williams, Clairissa	A	2
Scappoose	703	Brown, Lindsay	715	Schiller, Dani	B	3

WORKING PAIRS						
Team Event						
School	Number		Number	Team	Place	
Hillsboro	663	MacMillan, Kaitlin	665	Merrill, Kathryn	A	1
Southridge	718	Ekman, Justine	719	Freeman, Allison	A	2
Scappoose	710	Olson, Courtney	712	Pentecost, Melissa	B	3
Liberty	679	Fort, Pender	688	Rawson, Leanne	A	4

Team Penning										
Team Event										
School	Number		Number		Number		Number		Team	Place
St Helens	724	Fox, Maïke	727	Reichelt, Ashley	730	Williams, Jared	0		A	1
Glencoe	653	Kleck, Courtney	654	Voelker, AJ	655	Widby, Brittany	0		A	2
Banks	603	Cochran, Sylvia	608	O'Mahony, Erin	615	Woodard, Katie	0		B	3
Hillsboro	671	Steele, Jamie	658	Harer, Allyson	669	Rogerson, Haylay	0		B	4

IHOR												
Team Event												
School	Number		Number		Number		Number		Number	Team	Place	
Hillsboro	658	Harer, Allyson	665	Merrill, Kathryn	675	Woolery, Alexandra	674	Wonders, Amanda	0	Do not use this line!	A	1
Southridge	718	Ekman, Justine	719	Freeman, Allison	721	Story, Stefanie	723	Woodward, Shauna	0	Do not use this line!	A	2
Beaverton	616	Blumenfeld, Janel	617	Chauncey, Lauren	618	DuMont, Katie	621		0	Do not use this line!	A	3

Drill			
Team Event			
School	Number	Team	Place
Scappoose		A	1
Forest Grove		A	2
Hillsboro		A	3

Drill-Working 4			
Team Event			
School	Number	Team	Place
St Helens		A	1
Beaverton		A	2
Vernonia		A	3