

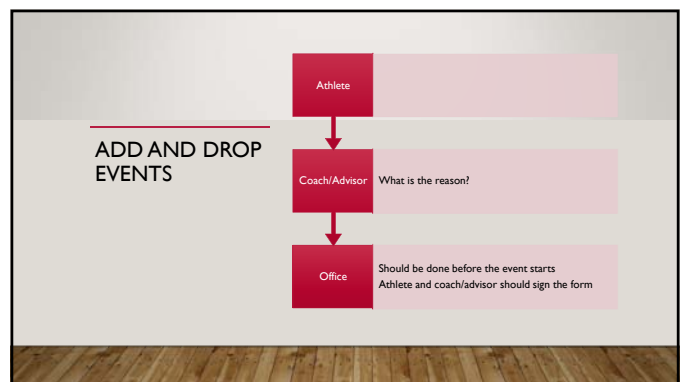


BEFORE THE MEET

- Athlete evaluation
- Teams set in place
- Eligibility
- JV and Varsity (51 Varsity rides for each team)
- Event sign ups, Stalls & Camping
- Camping, Hotel, or driving back and forth. You need to KNOW
- Volunteer sign ups
- Flag Ceremony

MEET CHECK LIST

- Rule Book
- Athlete Roster
- Team Registration
- Stall & Camping Chart
- Event schedule
- Volunteer schedule
- Patterns
- Team Signs & Flag

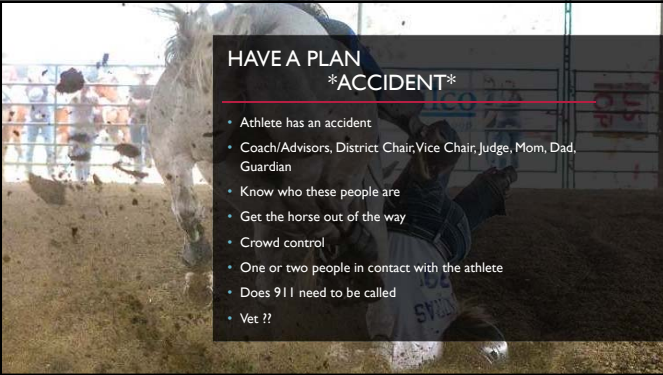


WHAT CAN PARENTS HELP WITH

- Team Pride, Spirit
- Team Photo
- Team Gifts
- Stall Cards
- First Aid Kit
- Equine First Aid Kit
- Snacks
- EVENT set up and take down


EVENT SET UP

- Know how many Volunteers are needed
- Make some one the lead
- Need to understand the set up
- Have the pattern and Set up dimensions
- Know the equipment before hand
- Show up 10 to 15 Minutes early



HAVE A PLAN
ACCIDENT

- Athlete has an accident
- Coach/Advisors, District Chair/Vice Chair, Judge, Mom, Dad, Guardian
- Know who these people are
- Get the horse out of the way
- Crowd control
- One or two people in contact with the athlete
- Does 911 need to be called
- Vet ??




BASIC EQUINE FIRST AID KIT

- Gloves
- Thermometer
- Clean Towels
- Hoof Pick
- Vet wrap
- Wrap cutter
- Dipper
- Duct Tape
- Peroxide, Betadine, alcohol, iodine
- Wound Dressing
- Paper and Pin

FIRST AID KIT

- **Buy One !**
- Make sure it out where it can be found



ANY QUESTIONS

www.ohset.com

Thank you

